

Swiss Trial Prints

by

Derrick M. Slate

with the assistance of John L. Larson

Layout and Graphic Design

by

Richard T. Hall, C.Ph.H.

Swiss Trial Prints

by

Derrick M. Slate

with the assistance of John L. Larson

Layout and Graphic Design

by

Richard T. Hall, C.Ph.H.

7th Revised Edition, September 2015

Originally published in May 1994 and revised in October 1997,
March 2000, September 2003, January 2009, and July 2015.

This edition has been produced because of more information and new
finds. It is quite incredible how this new material comes to light.

There are so many overpriced Trial Prints appearing on the
market that this catalogue contains a guide to values.

(Please note: although a guide to values has been given, I am not a dealer.)

Copyright © 1994, 1997, 2000, 2003, 2009, 2013, 2015 Derrick Slate.

Derrick Slate has asserted his right to be identified as the author of this book/catalogue.

Table of Contents

Introduction	5
Why I Collect Trial Prints	8
How to use this Catalogue	9
Overview of Catalogue contents	11
Guide to Values	12
Acknowledgements	13
Catalogue (the numbers in parentheses are the catalogue numbers of that issue)	
Issues of the P.T.T.	
Cross and Wavy Lines (1 to 41)	17
Cross and Ball (50 to 160)	20
Alpine Post – Medium Size (200 to 224)	29
Alpine Post – Small Size (230 to 279)	31
Fish Design (300 to 397)	33
Salmon Cover Booklet (-)	45
Alpine Post - Large Size (Rolls) (400 to 459)	46
Alpine Post – Large Size (Sheets) (460 to 484)	49
Flowers and Butterflies (500 to 501)	52
Cross and Whorls (520 to 526)	53
Large Hermes Head and Aztec Calendar (560 to 599)	55
Small Hermes Head and Aztec Calendar (600 to 603)	62
Village and Mountains (620 to 642)	64
Electric Express Locomotive (650 to 670)	66
Farmhouses and Village (680 to 693)	70
Lake Geneva Landscape (700 to 780)	71
Issues of Helio Courvoisier S.A.	
Introduction	78
Five Colour Trial and Gold Print with a Man's Head (1000 to 1002)	79
Six Colour Trial – Madonna and Child Design (1006 to 1007)	80
View of Lake and Mountains (1010 to 1013)	81
Globe and C (1020 to 1023)	82
View of Lake and Mountain, Globe, and C (1025 to 1026)	84
Centenary of Courvoisier S.A. (1030 to 1033)	85
Head in Relief on Coin (1035 to 1038)	86
60th Anniversary Souvenir Sheet (1040 to 1043)	87
LIBA 1992 Souvenir Sheet (1045 to 1048)	88
Self-Adhesive Booklet (1050 to 1053)	89
Self-Adhesive Convertible Booklet (1055 to 1058)	90
Self-Adhesive Sheet (1060 to 1063)	91
Précision – Watch (1080 to 1081)	92
Multi-Coloured Winter Street Scene (1090 to 1091)	93
Single-Colour Winter Street Scene (1095)	94
Multi-Design Sheet (1096 to 1105)	95
Parrot (1130)	97
Self-Adhesive Booklet (1150)	98

Self-Adhesive Booklet (1200)	99
Multi-Coloured Souvenir Sheet (1300)	100
Multi-Coloured Souvenir Sheet (1400)	101
Multi-Coloured Souvenir Sheet (1500)	103
Colour Trials on Various Papers (1600 to 1621).	106
Appendix	
P.T.T. Issues	109
Helio Courvoisier S.A. Issues.	133
P.T.T. Trial Print Folders	141
Trial Print Enclosure Folders	146
Explanatory Inserts	148
WIFAG Steel Engraved Rotary Press Diagrams	152
P.T.T.-Published Books With Unadopted Designs, etc.	153
SSR IV – Steel-engraved rotary press – Goebel (Germany)	156
Printing of the Matterhorn Multi-Coloured Souvenir Sheet.	157
WIFAG Press.	160
Experimental Sorting Office Codes	163
References on Swiss Trial Prints	164

Introduction

What are Swiss Trial Prints?

Swiss Trial Prints are a fascinating aspect of Swiss Philately. They are beautifully produced, using many colours, displaying motifs, scenery, mountain passes, postal coaches, airplanes and many more subjects. These Trial Prints have been produced by several printers: the Swiss P.T.T. (Post, Telegraphs, Telephones – Swiss Post Printing Works), Courvoisier and WIFAG. They are sometimes incorrectly named essays, proofs or specimens (some prints have this word appearing on them), whereas they are actually trial impressions produced from specially designed cylinders made for the same printing presses that were used for issued stamps. Trial Prints do not have any postal value, but a few pages of trial prints will make a lovely addition to a Swiss or test stamp collection. Please note, that only trial prints produced in Switzerland have been included in this Catalogue.

The following explains how the Trial Prints were produced at the Swiss Post Printing Works and Helio Courvoisier S.A., including their printing methods, information on the four P.T.T. rotary presses, their capabilities and when they were introduced.

Trial Prints are produced using the same equipment - materials, inks, gummed paper, perforating devices etc., that are used for postage stamps. They are typically produced after the assembly or the overhaul of a rotary press, the replacement of parts, or the trying out of new materials, such as paper, colours, wiping cloths, support belts, etc. Special cylinders were used for these prints which show various lines, balls and crosses, as well as images similar to postage stamps. These prints show the many possibilities of engraving and design, and the capabilities of the machines that print them.

Trial prints have been produced by the following printing methods:

- Typography (Letterpress)
- Line - Engraving (Recess / Intaglio)
- Photogravure
- Line - Engraving and Photogravure Combined
- Line - Engraving and Offset (Lithograph) combined

The P.T.T. had four *Stahlstich - Rotations* (steel engraving - rotary presses) machines:

SSR I - Goebel - Germany

The SSR I was made by the Goebel Company in Darmstadt, Germany and was installed in the P.T.T. printing works in Bern in 1935. It was used to produce the Cross and Wavy Lines prints. In 1936, a photogravure press was attached to the SSR I. This combined press can print using the recess or the photogravure method, or by both recess and photogravure methods simultaneously. The Alpine Post (medium, small, large (sheet and rolls) varieties), 3 Fish design, and Large Hermes Head and Aztec Calendar trial prints were produced on the SSR I.

SSR II - WIFAG - Switzerland

This press was made in Switzerland by WIFAG, (**W**)nkler, (**F**)allert (**A.G.**), of Bern and installed at the P.T.T. printing works in Bern in August 1945. It can print in only one colour using the recess method. The Cross and Ball, Flowers and Butterflies, Cross and Whorls, and Small Hermes Head and Aztec Calendar trial prints were produced on the SSR II.

SSR III - WIFAG - Switzerland

The SSR III was made by Winkler, Fallert A.G. of Bern and installed at the P.T.T. printing works in Bern in 1966. It can print in up to three colours (recess and two photogravure). The Village and Mountains, Electric Express Locomotive, and Farmhouses and Village trial prints were produced on the SSR III.

The Recess/Photogravure presses SSR I and SSR III use a very thin, quick-drying photogravure ink that gives a screened tone to the paper.

SSR IV - Goebel - Germany

This press was made by the Goebel Company in Darmstadt, Germany and was installed at the P.T.T. printing works in Bern in 1985. The printing room had to be modified before installation. It can print in up to seven colours (three recess and four offset-lithograph). The Lake Geneva Landscape trial print was produced on the SSR IV. The first postage stamps produced by SSR IV were the 1986 Europa issues.

	SSR I	SSR II	SSR III	SSR IV
Length	8.5 metres	6.5 metres	8.8 metres	15.66 metres
Width	2.6 metres	4.2 metres	5.4 metres	1.8 metres
Weight	15 tons	17 tons	26 tons	47 tons
Operators	4	4	4 to 5	6 to 7
Printing units	2	1	3	7
Perforating strokes per day	74 million	74 million	120 million	1200 million (max)
Maximum stamps per day	2.5 million	2.5 million	4 million	6 million

Note. Perforating strokes: **SSR I** to **SSR III** – 1 to 2 sheets per stroke. **SSR IV** – 2 lines per stroke only.

Helio Courvoisier S.A. in La Chaux-de-Fonds, Switzerland, was an independent company, with its own equipment, and printed stamps for over 65 postal administrations, including Switzerland. The printing of Swiss stamps by Courvoisier was under the strict control of the Swiss Postal Authority in Bern, to that end it had a permanent Swiss postal official on site for checking production and witnessing destruction.




The last stamp printed in Switzerland was the Centenary of Chocolate on sale from 9 May 2001.

On 21 May 2001, Helio Courvoisier S.A. ceased production. The machines were sold to Walsall Security Printers Ltd. (WSP), P.O. Box 26, Midland Road, Walsall, WS13 QL, United Kingdom. 70 years of stamp printing had ended in Switzerland. After the equipment was moved, WSP continued to print trial stamps for some postal administrations, still under the Courvoisier name, although the company name had been changed to Courvoisier Security Printing (CSP). The Courvoisier brand was finally abandoned owing to the strength of the Walsall and Cartor names. WSP relocated in the autumn of 2014 to a brand-new, purpose-built facility on Valiant Way in Wolverhampton, United Kingdom. They still hold the company registration for Helio Courvoisier S.A., although they rarely use this for trading purposes.



In June 2002 the Swiss Post closed their stamp printing works in Bern, Switzerland.

If you have comments, corrections, additional information or Trial Prints produced in Switzerland, please contact the author at derrickslate@googlemail.com.



Sample sheet branded “CSP”
 (“Couvoisier Security Printing” – the Walsall name for Courvoisier)

Why I Collect Trial Prints

I collect Trial Prints because, about 40 years ago, a member at a Helvetia Society meeting in London showed me some album pages containing Cross & Ball trial prints. I was fascinated. I then managed to acquire a few examples and some years later, at the very back of a dealer's stock box, I found a stock card with some Cross and Wavy line trial prints (the first P.T.T. issues from 1935). I had never seen these before. I was hooked!! From then on I tried to find out all the information that I could about Swiss trial prints. It turned out, however, that virtually nothing had been published on them.

The P.T.T. was not helpful regarding these prints. I wrote, attaching photocopies, asking for details, and received a printed folder stating "Neither the numbers printed, nor the dates, etc. are on record." This was then followed by the sentence, underlined in red, "We are unable to enter into correspondence on the subject". The P.T.T. did, however, enclose a few samples.

In 1993, few collectors seemed to know anything about these prints and those who did thought they were either essays or specimens. I thought it was time to publish a listing, not only to encourage the collecting of Swiss Trial Prints, but also, hopefully, to receive more information for further study. So, in 1994, my first listing was completed. Colour photocopies of the trial prints were glued onto each page; these pages were held together with a plastic binder. The first production contained 54 pages and was updated and expanded in 1997, 2000, 2003 and 2009 editions as more material and more information came to light. I had thought that the 2009 edition would be the last. However, during the last few years, so much new material has appeared that an additional update was essential. I realised that the best way forward was to create and distribute a modern electronic version as a pdf file; this was achieved for the 2013 edition and now for this 2015 edition.

Richard T. Hall, who is Secretary and Librarian of the American Helvetia Philatelic Society, had recently published an AHPS pamphlet called *Swiss Stamps – Something for Everyone*, and edited an A.H.P.S. book called *Philately of Switzerland: An Introductory Handbook*, came to the rescue. He has the technical expertise and knowhow for electronic publishing, and what a wonderful job he has done in creating the electronic version of this catalogue. The listing is as comprehensive as I can make it. Undoubtedly, more material and information will turn up!

How to use this Catalogue

The organisation of the Catalogue starts with a section on the trial prints produced by P.T.T., followed by a section on the trial prints produced by Helio Courvoisier S.A. Within each section, the trial prints are listed in groups of common designs. The production date of the first trial print in each group determines the order of the chronological overlapping groups. The trial prints within each group are listed in production date order.

Catalogue numbers

Every trial print is assigned a Catalogue number. The Catalogue number uniquely specifies the design, ink color, paper type and other characteristics of a particular trial print. Varieties, including trial prints with printing flaws, are assigned a Catalogue number containing a lower case letter, e.g. 30a is the coil variety of the carmine red Cross and Wavy Lines sheet stamp, 30.

Images

With very few exceptions, every known trial print is illustrated in the Catalogue. The quality of the illustrations is extraordinary. A resolution of 600dpi has been used for all images. When viewing the Catalogue with most computers, tablets, phones, etc., enlargements are possible. The details of the designs and the quality of the printing are easily visible. The scans in this document were made on several different scanners and therefore may not be consistent in their colour rendition.

Information with each issue

At the beginning of each group of trial prints with a common design is a heading containing detailed information about all the trial prints in the group. All known information has been included. This information has been built-up over many years and is the best we have. Each new heading contains the following items: Inscription, Designer, Engraver, Printing (method), Printing Machine, Paper (type), Sheet Size, Plate Numbers, Printing Dates on Sheet, Sheet Numbers, and Sheet Inscription, and other specialized information.

Inscription

Any text that appears in the stamp design is described here.

Designer

The name of the person who designed the stamp image is given.

Engraver

The name of the person who engraved a plate for a recess printed stamp is given.

Printing (method)

One of these printing methods is listed and produced the trial print:

- Typography (Letterpress)
- Line-Engraving (Recess / Intaglio)
- Photogravure
- Line-Engraving and Photogravure combined
- Line-Engraving and Offset (Lithography) combined

Printing Machine

The name of the printing press that produced the trial print is given. We do not have information on printing presses used by Helio Courvoisier S.A. The P.T.T. printing presses are SSR I, SSR II, SSR III, SSR IV.

Gum

Several characteristics of the gum on a trial print may be given.

Colour (e.g. white, cream, or brown)

Finish (e.g. shiny, gloss, matt, or no gum)

Paper

Several characteristics of the paper on a trial print may be given.

Chalky – The paper is coated on the printed side with a solution of chalk to produce a more brilliant colour.

Granite – The paper contains small coloured fibres easily visible on the back of the print.

Grilled Paper/Gum – On Swiss stamps, strictly speaking it's grilled gum, but the term grilled paper is more commonly used. To stop stamps and sheets curling the P.T.T. used a device to gently break up the gum surface of stamp sheets by impressing a pattern of horizontal and vertical indentations, this is the so called "grill". The grill was impressed strongly enough to still show up on the back of used stamps, once the gum has been removed.

Ordinary – Paper without coloured fibres and without phosphor coating.

Phosphor-Coated – The paper is coated with a substance that becomes luminescent (glows) when viewed under ultraviolet light. Ordinary and Phosphor-Coated paper can only be differentiated by the use of an ultraviolet lamp.

Sheet Size

The number of rows, the number of columns, and the total number of stamps that appear in the sheet of trial prints are indicated.

Plate Numbers

A number, or a collection of dots or squares that appears in the sheet selvage (margin) indicating the identity of several printing plates that may have been used to produce a trial print. The presence or absence of a plate number is indicated.

Printing Dates on Sheet

A date may appear in the selvage (margin) of the trial print sheet indicating the date on which the printing plate was used. The format of the printing date mostly is "dd mm yy" where dd is the day and yy is the year, both in Arabic numerals, and mm is the month in Roman numerals, e.g. 14 VI 45 is 14 June 1945. In some instances the date is reversed (e.g., 56 XII 17 is 17 December 1956), for example catalogue numbers 500, 501, 520, 521, 525, and 526. The presence or absence of a printing date is indicated.

Sheet Numbers

A (usually 5-digit) counting number appears in the selvage (margin) of some sheets indicating the number of sheets printed since the counter was last reset. The presence or absence of the counting number is indicated.

Sheet Inscription

Any wording that appears in the selvage (margin) of the sheet is given.

Stamp Position

While holding the sheet with the trial prints in a right-reading orientation, the location of a trial print on the sheet is given by a number that starts with 1 in the upper left corner and increased from left to right across each row and from the top row to the bottom row of the sheet.

Overview of Catalogue Contents

The initial part of the Catalogue covers the trial prints produced by the P.T.T. (Post, Telegraphs and Telephones – Swiss Post Printing Works) starting in 1935 and concentrates on the output of its printing presses manufactured by Goebel (SSR I and SSR IV) and WIFAG (SSR II and SSR III). The next main section focusses on trial prints produced by the private company, Helio Courvoisier S.A., for the Swiss Post.

An extensive Appendix follows the two main sections of the Catalogue, exhibiting, in its first section, example sheets (or large blocks) of P.T.T. and Courvoisier trial prints in main Catalogue order. The next sections illustrate the many different folders in which Swiss trial prints were distributed on request and P.T.T. published books that have trial prints on their covers. The final sections contain the 1986 Europa postage stamp, photographs of printing of the 1998 Matterhorn Multi-Coloured Souvenir Sheet and a few selected trial prints printed by WIFAG in Switzerland for foreign governments prior to dismantling the press and shipping to the purchaser. The final page shows Experimental Sorting Office Codes on a CEPT (Conférence européenne des administrations des postes et des télécommunications) Europa envelope.

A list of References for further study of Swiss Trial Prints ends the Catalogue.

Pages 17 - 77. P.T.T. trial prints – The first trial prints, Cross and Wavy Lines, were produced in 1935 (SSR I Goebel) and were forerunners for the 1936 definitive postage stamp series. This was followed by the Cross and Ball design (SSR II WIFAG) which were trials for the 1949 definitives. The next press (SSR III WIFAG) produced the Village and Mountains trial prints in 1966. The final Lake Geneva Landscape trial prints (SSR IV Goebel) were produced in 1984/1985.

Pages 78 - 108. Helio Courvoisier S.A. trial prints – Courvoisier printed postage stamps for over 65 postal administrations, but only those trials related to Switzerland are included in this Catalogue. This section of the Catalogue contains interesting information that forms a page of Courvoisier's history including the fact that the Swiss Postal Authority had a permanent official placed in-house for checking production and witnessing destruction.

Pages 109 - 140. The Appendix (in main catalogue order) contains a selection of sheets, half sheets or large blocks of the P.T.T. trials, progress proofs, followed by similar items produced by Helio Courvoisier S.A.

Pages 141 - 152. P.T.T. Folders – The P.T.T. responded to requests for trial prints and sent a folder with a few trial prints, an explanatory leaflet, a colour diagram of a WIFAG Steel Engraved Rotary Press and, occasionally, a letter. These folders and contents were given free to those requesting them.

Page 153 - 155. P.T.T. published books (some books shown have trial prints affixed to the cover) containing unadopted designs, printing methods, etc. are illustrated in this section.

Page 156. Plate blocks of the first SSR IV stamps (Europa 1986). This printing press was installed in the P.T.T. printing works in Bern in 1985 and could print with up to seven colours of ink.

Pages 157 - 159. Photos of the printing and finished trial prints of the Matterhorn Multi-Coloured Souvenir Sheet 1998 and the Stop Smoking Vignette (not a trial print). It is interesting that these two sheets were printed on the same paper roll!

Pages 160 - 162. WIFAG Press. Between 1945 and 1970, WIFAG printed stamps to test the workings of their presses for about a dozen countries (actual postage stamp printing was the responsibility of their clients). Press commissioning trials for each new press were performed at its factory in Switzerland prior to dismantling the press and shipping it to the purchaser. Prints during these trials were based on artwork or master dies supplied by the purchaser. Selected examples from Belgium, Mexico and Finland have been included.

Page 163. The last page of the Appendix shows the Experimental Sorting Office Codes, encoded in eight vertical yellow code marks on a 1962 CEPT Europa envelope with an Expo 1964 symbol.

Page 164. References on Swiss trial prints.

Guide to Values

A guide to valuation was included for the first time in the 2013 edition. With the listing of each Swiss trial print in this Catalogue is a code letter that is to be interpreted as a guide to the value of the particular trial print variety. The table below gives this evaluation in units of GB pounds or an equivalent amount in US dollars, Canadian dollars, and Swiss francs. One number is given for all three currencies since they are all similar in value.

So many common trial prints have appeared on the market greatly overpriced (some people think they are expensive essays or specimens), that a guide to values has become a necessary addition to this catalogue. However, it must be emphasised that this is only a guide.

Code	Description	British pounds	U.S. dollars / Canadian dollars / Swiss francs
A	Extremely Common	20p to £1	0.30 to 1.50
B	Common	£1 to £4	1.50 to 6
C	Difficult	£4 to £10	6 to 15
D	Scarce	£10 to £25	15 to 37
E	Rare	£25 to £50	37 to 75
F	Very Rare	£50 to £100	75 to 150
G	Extremely Rare	£100 to £200	150 to 300
H	Very Few Known	£200 to £300	300 to 450
Z	No Price Given		

Acknowledgements

A number of collectors in U.K., U.S.A., and Switzerland have included material in this catalogue and their contributions are much appreciated. Additionally, the assistance of John L. Larson and Richard T. Hall are noteworthy, for without it, this electronic publication would not have been possible.

John has been invaluable in reporting the discoveries of new trial prints, for the loan of material and his proof reading in the compilation of this catalogue.

I am indebted to Richard whose support has been significant. His editorial skills have constantly improved this catalogue. Undoubtedly, his contribution to the layout and the technical side of the publication cannot be overstated.

The Catalogue

Cross and Wavy Lines

Inscription: None
 Designer and Engraver: Karl Bickel
 Printing: Recess and Recess/Photogravure Combined
 Printing Press: SSR I (Goebel)
 Paper: Ordinary, Grilled and Phosphor-Coated
 Sheet Size: 50 (10 rows x 5 columns)
 Plate Numbers: None have been seen
 Printing Dates on Sheets: 40 and 41 None on sheet. 1 to 32 Unknown (not seen)
 Sheet Numbers: 40 and 41 None on sheet. 1 to 32 Unknown (not seen)
 Sheet Inscription: None



1935 Recess – Ordinary Paper – Brownish Gum

1	Olive yellow	C
2	Turquoise green	C
3	Yellow orange	C
4	Pale black	C
5	Sepia	C
6	Brown	C
7	Red brown (shades)	C
8	Carmin	C
9	Red (shades)	C
10	Light blue	C
11	Grey blue	C
12	Blue (shades)	C
13	Deep blue (shades)	C



20


19?? Recess/Photogravure Combined – Ordinary Paper – Brownish Gum

20 Red/Greenish yellow

G



30



30a



31



31a



32

1936 Recess - Grilled Ordinary Paper – Brownish Gum

30 Carmine red
 30a Carmine red - Coil
 31 Purple
 31a Purple - Coil
 32 Yellow

C
 D
 C
 D
 C

Notes:

1. The only ways to identify a coil is by the perforations or a counting number on the back of every fifth stamp (printed on top of the gum and thus tend to wash off when soaked). Normally, you will find Swiss coils with “blunt” perforations as can be seen in the illustration for 31a. A strip of five is ideal as it will show a counting number on the back of one of the stamps. The cutting of 30a is very unusual with very wide vertical imperforate margins with rough edges. Switzerland issued its first coil stamps in 1936 on ordinary paper. The trial prints 30a and 31a were probably tests for that issue.

2. An envelope with prints 30, 31 and 32, stating they came from P.T.T. and dated 16 July 1936, has been seen
 Z



40



41

19?? Recess - Phosphor-Coated Paper – Creamish Gum


40 Blue
 41 Orange

A
 A

Cancelled on card:

No 41 on a card cancelled **BERN 1 - BRIEFVERSAND** without any date, etc.

H



Envelopes with typographed print:


An unused and a used envelope cancelled **BERN 1 BRIEFVERSAND 10-11 12.II 1964** exists with a blue-green typographed impression.

H



Cross and Ball

Inscription: None
 Designer & Engraver: Karl Bickel
 Printing: Typography and Recess
 Printing Press: SSR II (WIFAG)
 Paper: Granite, Ordinary, Phosphor-Coated (with violet fibres) and Phosphor-Coated
 Sheet Size: 50 (5 rows x 10 columns)
 Plate Numbers: None have been seen for 50 & 60
 72 to 86 have one to four dashes. All others have plate numbers of 1 to 4
 Printing Dates on Sheets: See below
 Sheet Numbers: Sheets seen have numbers
 Values in Upper Margin: 72 to 86 those seen, mostly have values (see below). 110 has values.
 Values: 10c per print = -.50 1.- 1.50 2.- 2.50 3.- 3.50 4.- 4.50 5.-
 Sheet Inscription: None



50

Printing Dates on Sheet:


19?? **Typography – Chalky Granite Paper – not seen with gum (all stuck down)**

50 Pale scarlet

Unknown (not seen)

C

This print has only been seen in souvenir folders.



60

19?? **Typography – Ordinary Toned Paper – not seen with gum (all stuck down)**

60 Deep red

Unknown (not seen)

C


This print has only been seen in souvenir folders.



1945 Recess – Ordinary Paper – Brown Gum (various tones) (see illustration on page 23)

72	Scarlet (shades)	(Values in upper margin)	14 VI 45 & 12 IX 45	C
73	Very deep red (shades)	(Values in upper margin)	-4 IX 45	C
74	Yellow green (shades)		Unknown (not seen)	C
75	Sage green	(Values in upper margin)	11 IX 45	C
76	Blue (shades)		Unknown (not seen)	C
77	Deep blue	(Values in upper margin)	12 IX 45	C
78	Turquoise blue		Unknown (not seen)	C
79	Slate violet	(Values in upper margin)	11 IX 45	C
80	Purple (shades)	(Values in upper margin)	11 IX 45	C
81	Bright purple		Unknown (not seen)	C
82	Yellow brown	(Values in upper margin)	11 IX 45	C
82	Yellow brown	(No values in upper margin)	-1 X 45	C
83	Chestnut	(Values in upper margin)	11 IX 45	C
84	Red brown		Unknown (not seen)	C
85	Yellow orange (shades)	(Values in upper margin)	Unknown (not seen)	C
86	Orange		Unknown (not seen)	C


Note: Blocks seen with dashes in bottom left corner have values in upper margin.
 Blocks seen with plate numbers in bottom left corner do not have values in upper margin.



Varieties:

No. 72a to 86a Row 1 Stamp 3 - blob/dash under ball $\frac{3}{4}$ mm long.
Only seen on sheet with four dashes

D




100

101

102

103

104



105

106

107


108



1945 issue paper / gum



1950 issue paper / gum



104a


104b

1950 Recess - Ordinary Paper (Horizontal Lines, Mottled) – Brown Gum

100	Scarlet	-3 VII 50	B
101	Sage green (shades)	-3 VII 50	B
102	Bright blue (shades)	-3 VII 50	B
103	Deep blue (shades)	-3 VII 50	B
104	Turquoise blue	-3 VII 50	B
105	Bright purple (shades)	-3 VII 50	B
106	Brown (shades)	-3 VII 50	B
107	Red brown	-3 VII 50	B
108	Yellow orange	-3 VII 50	B

Varieties:

- No. 100a to 108a Row 2 Stamp 7 - line in ball only seen on plate number 2 D
- No 100b to 108b Row 2 Stamp 8 - heavy line from left margin into design only seen on plate number 2 D



1952 issue paper / (no gum)

1952 Recess – Ordinary Thick Paper – No Gum

110 Bronze green (Values in upper margin)

13 IX 52

D

Note: seen in a sheet – perforations not totally punched through



120



121



122



123



124



125



1957 issue paper / gum

1957 Recess – Ordinary Thinner Paper (Some Faint Diagonal Lines) – White Gloss Gum

120 Red (shades)

11 XI 57

B

121 Light bronze-green (shades)

12 XI 57

B

122 Blue (shades)

11 XI 57

B

123 Purple (shades)

11 XI 57

B

124 Red brown (shades)

11 XI 57

B

125 Yellow orange (shades)


12 XI 57

B

Notes:

Plate 1 (only) diagonal electric eye bar on lower margin (row 5) below stamp number 4

Plate 4 (only) horizontal electric eye bar on top margin (row 1) above stamp number 4




124a

124b

Varieties:

- No. 120a to 125a Row 2 Stamp 7 – line in ball – only seen on plate number 2 C
 No. 120b to 125b Row 2 Stamp 8 – heavy line from left margin into design – only seen plate number 2 C



130

131

132

133

1963 issue paper / gum

1963 Recess – Phosphor-Coated Paper (Some Faint Diagonal Lines) – White Gum (almost matt appearance)

130	Scarlet	22 II 63	C
131	Sage green	22 II 63, 23 II 63	C
132	Deep purple	22 II 63	C
133	Red brown	22 II 63	C

Notes:

- Plate 1 (only) diagonal electric eye bar on lower margin below stamp 4
 Plate 4 (only) horizontal electric eye bar on top margin above stamp 4



140

141

1964 issue paper / gum

1964 Recess – Phosphor-Coated Paper With Violet Fibres (Some Faint Diagonal Lines) – White Gloss Gum

140	Bright scarlet	-4 II 64	B
141	Deep purple (shades)	-4 II 64	B

Notes:

- Plate 1 (only) diagonal electric eye bar on lower margin below stamp 4
 Plate 4 (only) horizontal electric eye bar on top margin above stamp 4



150



1982 issue paper / gum

1982 Recess – Phosphor-Coated Paper – Creamish Gloss Gum



150 Light brown

11 VIII 82

B

Note:

No information on electric eye bars – no sheets seen



Varieties:

No. 150a Smudgy print

B



160



1983 issue paper / gum

1983 Recess – Ordinary Paper (With Violet Fibres) – Creamish Gloss Gum

160 Red brown

14 III 83

A

Note:

Plate 4 (plates 1 and 2 not seen) horizontal electric eye bar on top margin above stamp 4 and diagonal electric eye bar on top margin above stamp 7

Envelope with typographed print



An unused envelope with a blue-green typographed impression.

Z

The envelope has printed:

Union Internationale des Telecommunications Genève Jour d'Emission 1960
(This is the same printed envelope as listed above under Cross and Wavy Lines and used in 1964)

CROSS & BALL IDENTIFIER

BASIC COLOUR:	CHALKY GRANITE PAPER Typography 1977 Unknown	ORDINARY TONED PAPER Typography 19?? Unknown	ORDINARY PAPER BROWN GUM (VARIOUS TONES) Recess 1945 14 VI 45 to -1 X 45	ORDINARY PAPER WITH HORIZONTAL LINES BROWN GUM Recess 1950 -3 VII 50	ORDINARY THICK PAPER NO GUM Recess 1952 13 IX 52	ORDINARY THINNER PAPER WHITE GLOSS GUM Recess 1957 11 & 12 XI 57	PHOSPHOR COATED PAPER WHITE MATT GUM Recess 1963 22 II 63	PHOSPHOR PAPER (WITH VIOLET FIBRES) WHITE GLOSS GUM Recess 1964 -4 II 64	PHOSPHOR COATED PAPER CREAMISH GLOSS GUM Recess 1982 11 VIII 82	ORDINARY PAPER (WITH VIOLET FIBRES) CREAMISH GLOSS GUM Recess 1983 14 III 83
RED	50 Pale Scarlet Typography	60 Deep Red Typography	72 Scarlet (shades) 73 Very Deep Red	100 Scarlet	120 Red (shades)	130 Scarlet	140 Bright Scarlet			
GREEN			74 Yellow Green 75 Sage Green	101 Sage-Green (shades)	110 Bronze Green	121 Light Bronze Green (shades)	131 Sage Green			
BLUE			76 Blue (shades) 77 Deep Blue 78 Turquoise Blue	102 Bright Blue (shades) 103 Deep Blue 104 Turquoise Blue		122 Blue (shades)				
PURPLE			79 Slate Violet 80 Purple (shades) 81 Bright Purple	105 Bright Purple		123 Purple (shades)	132 Deep Purple	141 Deep Purple (shades)		
BROWN			82 Yellow Brown Values & No Values In Upper Margin 83 Chestnut 84 Red-Brown	106 Brown (shades) 107 Red-Brown		124 Red-Brown (shades)	133 Red Brown	150 Light Brown	160 Red Brown	
YELLOW/ORANGE			85 Yellow Orange 86 Orange	108 Yellow Orange		125 Yellow Orange (shades)				
Total each Issue :	1	1	15	9	1	6	4	2	1	1

Alpine Post – Medium Size

Inscription:	See below
Designer:	?
Printing:	Photogravure
Printing Press :	SSR I (Goebel)
Paper:	Ordinary
Sheet Size:	25 (5 rows x 5 columns)
Plate Numbers:	None
Picture Size:	37 x 20 mm
Printing Dates on Sheets:	None
Sheet Numbers:	With and without numbers
Sheet Inscription:	POSTES ALPESTRES SUISSES (left side) SCHWEIZERISCHE ALPENPOSTEN (right side)



1936 Photogravure – White Paper – White Gloss Gum

(Ref. BBZ 2000/1 - Postcard sent from the head of the Wertzeichendruckerei, H. Gaudart, dated 28. 4. 1936 with scene number 2 in sheet (Urnerboden) and stating “memorable souvenir of the acceptance of our new Rotary Press”).

25 different scenes without legends as numbers 200 to 224 in 4 colours (A, violet; B, red; C, green; D, blue).



violet



red



green



blue

Numbers are sheet positions (left to right, top to bottom)

200	Julier *	1	C	213	Silvaplana *	14	C
201	Urnerboden	2	C	214	Campfer - Maloja	15	C
202	Maloja *	3	C	215	Silvaplana *	16	C
203	St. Moritz	4	C	216	Julier *	17	C
204	Grimsel	5	C	217	Julier *	18	C
205	Bivio	6	C	218	Maloja *	19	C
206	Fluela	7	C	219	Stalden - Saas	20	C
207	Val d'Herens *	8	C	220	Sils	21	C
208	Val d'Herens *	9	C	221	Furka	22	C
209	Schuls - Sent	10	C	222	Julier *	23	C
210	Silvaplana *	11	C	223	Klausen	24	C
211	Silsersee	12	C	224	Silvaplana *	25	C
212	Simplon	13	C				

* Where there are more than one scene with the same title, the views are unknown. Busses in foreground, add 50%.

Alpine Post – Small Size

Inscription: See below
 Designer: ?
 Printing: Photogravure
 Printing Press : SSR I (Goebel)
 Paper: Chalky
 Sheet Size: 50 (10 rows x 5 columns)
 Plate Numbers: None
 Picture Size: 26 x 20.5 mm
 Printing Dates on Sheets: None
 Sheet Numbers: None
 Sheet Inscription: on left and right sides of sheet:
 SCHWEIZERISCHE ALPENPOSTEN POSTES ALPESTRES SUISSE POSTE ALPINE SZIZZERE

1936 Photogravure – Chalky Paper – Brownish Gum

50 different scenes with legends as numbers 230 to 279 in 7 colours (A, blue; B, violet; C, red; D, carmine; E, green; F, bluish green, G red-brown).

Notes:

1. Where there are more than one stamp with the same title, an explanatory comment has been added in brackets
2. The numbers are sheet positions (left to right)



blue



violet



red



carmine




green



bluish green

Full sheet in red-brown



230	Ofenpass (<i>view</i>)	1	B	255	Bivio	26	B
231	Ofenpass (<i>car</i>)	2	B	256	Oberhalbstein	27	B
232	Ofenpass (<i>tree</i>)	3	B	257	Averstal	28	B
233	Munstertal (<i>Munstertal in white</i>)	4	B	258	Lukmanier	29	B
234	Munstertal (<i>Munstertal in purple</i>)	5	B	259	Furka	30	B
235	Unterengadin (<i>bus approaching</i>)	6	C	260	Gotthard	31	B
236	Unterengadin (<i>bus sideways</i>)	7	C	261	Grimsel (<i>bus and glacier</i>)	32	C
237	Fluela (<i>view of lake</i>)	8	B	262	Grimsel (<i>bus and dam</i>)	33	C
238	Fluela (<i>alpine bus</i>)	9	C	263	Grimsel (<i>bus on bend</i>)	34	C
239	Oberengadin (<i>bus and church</i>)	10	C	264	Grimsel (<i>side view of bus</i>)	35	C
240	Oberengadin (<i>rocks</i>)	11	B	265	Binntal	36	B
241	Oberengadin (<i>meadow</i>)	12	B	266	Simplon (<i>large bus in foreground</i>)	37	C
242	Oberengadin (<i>meadow and barn</i>)	13	B	267	Simplon (<i>bus travelling to right</i>)	38	B
243	Oberengadin (<i>bus and barns</i>)	14	C	268	Simplon (<i>small bus in foreground</i>)	39	B
244	St. Moritz	15	B	269	Saas - Fee	40	B
245	Cavlioggiasee	16	B	270	Val d'Anniviers	41	B
246	Silsersee (<i>lake with tree</i>)	17	B	271	Val d'Herens (<i>bus and church</i>)	42	C
247	Silsersee (<i>lake with plants</i>)	18	B	272	Val d'Herens (<i>people at pump</i>)	43	B
248	Silsersee (<i>bus and lake</i>)	19	C	273	Val d'Herens (<i>two buses and rocks</i>)	44	C
249	Maloja	20	B	274	Le Grand St Bernard	45	C
250	Soglio	21	B	275	Lago di Lugano (<i>view with vine</i>)	46	B
251	Bregaglia (<i>road and church</i>)	22	B	276	Lago di Lugano (<i>view and blossom</i>)	47	B
252	Bregaglia (<i>barn and view</i>)	23	B	277	Vierwaldstattersee	48	B
253	Bregaglia (<i>cows and view</i>)	24	B	278	Klausen	49	B
254	Bregaglia (<i>rocks</i>)	25	B	279	Heiden	50	B

Busses in foreground, add 50%.

Fish Design
















Inscription:	None	
Designer:	Bernhard Reber	
Engraver:	Albert Yersin	
Printing:	Recess and Recess/Photogravure combined	
Printing Press:	SSR I (Goebel)	
Paper:	Ordinary and Phosphor-Coated	
Sheet Size:	50 (10 rows x 5 columns)	
Sheet Content:	Recess with grid - Fish facing left	16 (see layout below)
	Recess/Photogravure without grid - Fish facing left	18 (see layout below)
	Recess/Photogravure without grid - Fish facing right	16 (see layout below)
Plate Numbers:	1 and 2 have been seen	
Printing Dates on Sheets:	The complete and part sheets seen do not have printing dates, apart from the purple 337, 349, and 350 which has a date of -9 XI 61.	
Sheet Numbers:	Sheets seen have numbers	
Sheet Inscription:	None	

The Fish design was printed in sheets with two different layouts, illustrated below. The catalogue versions that appear together in a sheet are grouped in the image tables, below, by row. For example, catalogue numbers 335, 351, and 352 appear together in a Layout 1 sheet. Catalogue numbers 331, 386, 387, and 388 appear together in a Layout 2 sheet.
















Fish Top Half Sheet Layout 1 (bottom half identical)

Fish Facing Right	Fish Facing Left	Recess with Grid Fish Facing Left or Blank	Fish Facing Left	Fish Facing Right
302, 312, 346, 348, 350, 352, 354, 366, 373	301, 311, 345, 347, 349, 351, 353, 365, 372	300, 310, 330, 335, 336, 337, 360	301, 311, 345, 347, 349, 351, 353, 365, 372	302, 312, 346, 348, 350, 352, 354, 366, 373
Fish Facing Left	Recess with Grid Fish Facing Left or Blank	Fish Facing Right	Recess with Grid Fish Facing Left or Blank	Fish Facing Left
301, 311, 345, 347, 349, 351, 353, 365, 372	300, 310, 330, 335, 336, 337, 360	302, 312, 346, 348, 350, 352, 354, 366, 373	300, 310, 330, 335, 336, 337, 360	301, 311, 345, 347, 349, 351, 353, 365, 372
Recess with Grid Fish Facing Left or Blank	Fish Facing Right	Fish Facing Left	Fish Facing Right	Recess with Grid Fish Facing Left or Blank
300, 310, 330, 335, 336, 337, 360	302, 312, 346, 348, 350, 352, 354, 366, 373	301, 311, 345, 347, 349, 351, 353, 365, 372	302, 312, 346, 348, 350, 352, 354, 366, 373	300, 310, 330, 335, 336, 337, 360
Fish Facing Left	Recess with Grid Fish Facing Left or Blank	Fish Facing Right	Recess with Grid Fish Facing Left or Blank	Fish Facing Left
301, 311, 345, 347, 349, 351, 353, 365, 372	300, 310, 330, 335, 336, 337, 360	302, 312, 346, 348, 350, 352, 354, 366, 373	300, 310, 330, 335, 336, 337, 360	301, 311, 345, 347, 349, 351, 353, 365, 372
Fish Facing Right	Fish Facing Left	Recess with Grid Fish Facing Left or Blank	Fish Facing Left	Fish Facing Right
302, 312, 346, 348, 350, 352, 354, 366, 373	301, 311, 345, 347, 349, 351, 353, 365, 372	300, 310, 330, 335, 336, 337, 360	301, 311, 345, 347, 349, 351, 353, 365, 372	302, 312, 346, 348, 350, 352, 354, 366, 373

Sheet Layout 1

colour	Fish Facing:		
	left with grid	left w/o grid	right
bright brown			
	300	301	302
bright brown			
	300	345	346
dark brown			
	310 (phosphor)	311 (phosphor)	312 (phosphor)
dark brown			
	310 (phosphor)	347 (phosphor)	348 (phosphor)
red brown			
	330	353	354





Sheet Layout 1

colour	Fish Facing:		
	left with grid	left w/o grid	right
blue			
	335	351	352
blue			
	336 (grilled, granite)	372 (grilled, granite)	373 (grilled, granite)
purple			
	337 (granite)	349 (granite)	350 (granite)
green (coil)			
	339	370	371
green			
	360	365	366

Fish Top Half Sheet Layout 2





















(bottom half identical)

With Metallic Fish Facing Right 382, 385, 388, 391, 394, 397	With Metallic Fish Facing Left 381, 384, 387, 390, 393, 396	Recess with Grid With Metallic Fish Facing Left 380, 383, 386, 389, 392, 395	With Metallic Fish Facing Left 381, 384, 387, 390, 393, 396	With Metallic Fish Facing Right 382, 385, 388, 391, 394, 397
With Metallic Fish Facing Left 381, 384, 387, 390, 393, 396	Recess with Grid Without Metallic Fish Facing Left 331, 332, 333, 334, 335, 338	With Metallic Fish Facing Right 382, 385, 388, 391, 394, 397	Recess with Grid With Metallic Fish Facing Left 380, 383, 386, 389, 392, 395	With Metallic Fish Facing Left 381, 384, 387, 390, 393, 396
Recess with Grid Without Metallic Fish Facing Left 331, 332, 333, 334, 335, 338	With Metallic Fish Facing Right 382, 385, 388, 391, 394, 397	With Metallic Fish Facing Left 381, 384, 387, 390, 393, 396	With Metallic Fish Facing Right 382, 385, 388, 391, 394, 397	Recess with Grid With Metallic Fish Facing Left 380, 383, 386, 389, 392, 395
With Metallic Fish Facing Left 381, 384, 387, 390, 393, 396	Recess with Grid Without Metallic Fish Facing Left 331, 332, 333, 334, 335, 338	With Metallic Fish Facing Right 382, 385, 388, 391, 394, 397	Recess with Grid With Metallic Fish Facing Left 380, 383, 386, 389, 392, 395	With Metallic Fish Facing Left 381, 384, 387, 390, 393, 396
With Metallic Fish Facing Right 382, 385, 388, 391, 394, 397	With Metallic Fish Facing Left 381, 384, 387, 390, 393, 396	Recess with Grid With Metallic Fish Facing Left 380, 383, 386, 389, 392, 395	With Metallic Fish Facing Left 381, 384, 387, 390, 393, 396	With Metallic Fish Facing Right 382, 385, 388, 391, 394, 397

Sheet Layout 2				
colour	Fish Facing:			
	left with grid	left with grid	left w/o grid	right
red brown				
	331	386	387	388

Sheet Layout 2

Fish Facing:

colour	left with grid	left with grid	left w/o grid	right
red				
	332 (grilled, granite)	389 (grilled, granite)	390 (grilled, granite)	391 (grilled, granite)
				
	333	392	393	394
orange				
	334 (grilled, granite)	395 (grilled, granite)	396 (grilled, granite)	397 (grilled, granite)
blue				
	335	383	384	385
green				
	338 (grilled, granite)	380 (grilled, granite)	381 (grilled, granite)	382 (grilled, granite)

1956 ? Recess/Photogravure – Ordinary Paper – Shiny Gum

300	Fish facing left:	brown (bright) recess with grid	A
301	Fish facing left:	brown (bright) recess without grid / blue green photogravure	A
302	Fish facing right:	brown (bright) recess without grid / blue green photogravure	A

1956 ? Recess/Photogravure – Phosphor-Coated Paper (some faint diagonal lines) – Mattish Gum

310	Fish facing left:	brown (dark) recess with grid	A
311	Fish facing left:	brown (dark) recess without grid / green photogravure	A
312	Fish facing right:	brown (dark) recess without grid / green photogravure	A

Notes:

- 300 to 302 Ordinary Paper; 310 to 312 Phosphor Paper
 - Plate 1 bottom margin: shorter brown and long green horizontal electric eye bars under 2nd and 3rd stamp; long horizontal brown electric eye bar under 3rd stamp and long brown diagonal electric eye bar under 4th stamp. Also under 4th stamp in the middle of the long diagonal bar are several thin diagonal lines (2½ mm long).
 - Plate 2 bottom margin: green (only) horizontal electric eye bars under 2nd and 3rd stamp; shorter horizontal brown electric eye bar under 3rd stamp and shorter brown diagonal electric eye bar under 4th stamp but no thin diagonal lines.
- Electric eye bars on numbers 330 and higher vary in colour and number
- If you have a large block – the key to sorting is by looking at the 7th Recess stamp on the sheet
- 300 and 310 are also listed below, because they appear in sheets with numbers 345, 346, 347, and 348, but they are **NOT VARIETIES**. They are the normal prints listed above.
- The purple 337, 349, and 350 have phosphor ink (most unusual).

Recess Only – Fish With Grid

300	Brown (bright) – Ordinary Paper – Shiny Gum	A
	In sheet with numbers 301 and 302 (Layout 1)	
	In sheet with numbers 345 and 346 (Layout 1)	
310	Brown (dark) – Phosphor-Coated Paper (some faint diagonal lines) - Mattish Gum	A
	In sheet with numbers 311 and 312 (Layout 1)	
	In sheet with numbers 347 and 348 (Layout 1)	
330	Red brown – Ordinary Paper – Mattish Gum (some faint diagonal lines)	D
	In sheet with numbers 353 and 354 (Layout 1)	
331	Red brown – Ordinary Paper – Shiny Gum (some faint diagonal lines)	D
	In sheet with numbers 386, 387, and 388 (Layout 2)	
332	Red – Grilled Granite Paper (blue and red fibres) – Shiny Gum	F
	In sheet with numbers 389, 390, and 391 (Layout 2)	
333	Red – Ordinary Paper – Shiny Gum (some faint diagonal lines)	F
	In sheet with numbers 392, 393, and 394 (Layout 2)	
334	Orange – Grilled Granite Paper (blue and red fibres) – Shiny Gum	Z
	In sheet with numbers 395, 396, and 397 (Layout 2)	
335	Blue – Ordinary Paper – Shiny Gum	F
	In sheet with numbers 351 and 352 (Layout 1)	
	In sheet with numbers 383, 384, and 385 (Layout 2)	
	In sheet with numbers 372 and 373 (Layout 1)	
336	Blue – Grilled Granite Paper (blue and red fibres) – Shiny Surfaced Paper – Shiny Gum	F
	In sheet with 372 and 373 (Layout 1)	
337	Purple – Very Dull Purple Granite Paper (blue and red fibres) – Shiny Gum	G
	In sheet with numbers 349 and 350 (Layout 1)	
338	Green – Grilled Granite Paper (blue and red fibres) – Shiny Gum	Z
	In sheet with numbers 380, 381, and 382 (Layout 2)	
339	Dark Green – Ordinary Paper – Shiny Gum (seen in coil strips)	F
	In coil strip with numbers 370 and 371	

Recess Only – Fish Without Grid – Fish Facing Left

345	Brown (bright) – Ordinary Paper – Shiny Gum	D
347	Brown (dark) – Phosphor-Coated Paper (some faint diagonal lines) – Mattish Gum	D
349	Purple – Very Dull Purple Granite Paper (blue and red fibres) – Shiny Gum	D
351	Blue – Ordinary Paper – Shiny Gum	E
353	Red brown – Ordinary Paper – Mattish Gum (some faint diagonal lines)	E

Recess Only – Fish Without Grid – Fish Facing Right

346	Brown (bright) – Ordinary Paper – Shiny Gum	D
348	Brown (dark) – Phosphor-Coated Paper (some faint diagonal lines) – Mattish Gum	D
350	Purple – Very dull purple Granite Paper (blue and red fibres) – Shiny Gum	D
352	Blue – Ordinary Paper – Shiny Gum	E
354	Red brown – Ordinary Paper – Mattish Gum (some faint diagonal lines)	E

Blank Print (Same Position on the Sheet as Fish With Grid)

360	Blank – Ordinary Shiny Surfaced Paper – Thick Brown Gum (Layout 1) In Sheet with numbers 365 and 366 (Layout 1)	E
-----	--	---

Photogravure Only – Fish Without Grid – Fish Facing Left

365	Light green – Ordinary Shiny Surfaced Paper – Thick Brown Gum	F
-----	---	---

Photogravure Only – Fish Without Grid – Fish Facing Right

366	Light green – Ordinary Shiny Surfaced Paper – Thick Brown Gum	F
-----	---	---

Recess and Photogravure – Fish Without Grid – Fish Facing Left

370	Dark green recess / Orange-yellow photogravure (seen in coil strip) – Shiny Gum	D
-----	---	---

Recess and Photogravure – Fish Without Grid – Fish Facing Right

371	Dark green recess / Orange-yellow photogravure (seen in coil strip) – Shiny Gum	D
-----	---	---

Recess and Streaky Metallic Photogravure – Fish Without Grid – Fish Facing Left

372	Blue recess / Streaky gold photogravure – Grilled Granite Paper (blue and red fibres) – Shiny Gum	D
-----	---	---

Recess and Streaky Metallic Photogravure – Fish Without Grid – Fish Facing Right

373	Blue recess / Streaky gold photogravure – Grilled Granite Paper (blue and red fibres) – Shiny Gum	D
-----	---	---

Recess and Metallic Photogravure – Fish With Grid – Fish Facing Left

380	Green recess / Gold photogravure – Grilled Granite Paper (blue and red fibres) – Shiny Gum	F
383	Blue recess / Gold photogravure – Ordinary Paper – Shiny Gum	F
386	Red brown recess / Gold photogravure – Ordinary Paper – Shiny Gum (some faint diagonal lines)	F
389	Red recess / Gold photogravure – Grilled Granite Paper (blue and red fibres) – Shiny Gum	F
392	Red recess / Gold photogravure – Ordinary Paper – Shiny Gum (some faint diagonal lines)	F
395	Orange recess / Gold photogravure – Grilled Granite Paper (blue and red fibres) – Shiny Gum	F

Recess and Metallic Photogravure – Fish Without Grid – Fish Facing Left

381	Green recess / Gold photogravure – Grilled Granite Paper (blue and red fibres) – Shiny Gum	F
384	Blue recess / Gold photogravure – Ordinary Paper – Shiny Gum (some faint diagonal lines)	F
387	Red brown recess / Gold photogravure – Ordinary Paper – Shiny Gum (some faint diagonal lines)	F
390	Red recess / Gold photogravure – Grilled Granite Paper (blue and red fibres) – Shiny Gum	F
393	Red recess / Gold photogravure – Ordinary Paper – Shiny Gum (some faint diagonal lines)	F
396	Orange recess / Gold photogravure - Grilled Granite Paper (blue and red fibres) – Shiny Gum	F

Recess and Metallic Photogravure – Fish Without Grid – Fish Facing Right

382	Green recess / Gold photogravure – Grilled Granite Paper (blue and red fibres) – Shiny Gum	F
385	Blue recess / Gold photogravure – Ordinary Paper – Shiny Gum (some faint diagonal lines)	F
388	Red-brown recess / Gold photogravure – Ordinary Paper – Shiny Gum (some faint diagonal lines)	F
391	Red recess / Gold photogravure – Grilled Granite Paper (blue and red fibres) – Shiny Gum	F
394	Red recess / Gold photogravure – Ordinary Paper – Shiny Gum (some faint diagonal lines)	F
397	Orange recess / Gold photogravure – Grilled Granite Paper (blue and red fibres) – Shiny Gum	F

Coil Strips: Recess and Photogravure – Ordinary Paper – Thin Gloss Gum



Coil strip of ten (composition: catalogue numbers 370, 339, 371, 339, 370, 370, 339, 371, 339, and 370) with one marginal piece at each end with six rows of crosses, each row consisting of 4 or 4½ green crosses E

Note 1:

The reverse of the coils have green control numbers every 5th stamp, e.g. 00865 ... 00870 ... 00875

Note 2:

The middle four positions consist of catalogue numbers 339, 370, 370, 339 (as illustrated to the left) with control number 01915 seen on number 339 and, on another strip, control number 00485 and 01685 seen on number 370. Control numbers can be on any stamp or the marginal piece.

Coil strip of four D

Note 3:

Coil strip of five, illustrated at the right, is half the full strip of ten. This is the lower coil strip consisting of: 370, 339, 371, 339, and 370 and at the bottom one stamp with six rows of crosses, each row consists of four green crosses. D



Note:

For sheet content and layout, see examples on pages 111 to 114.

Die Proof – Recess – Fish With Grid



Red recess die sunk proof on brownish paper. Two screw impression marks on the top.
Die sunk size 60mm x 58mm. Paper size 101mm x 71mm

H

Cancelled on Envelopes:



Catalogue numbers 310 and 347 on an envelope cancelled “BERN 1 BRIEFVERSAND 5-6 20.III 1962”

G

Catalogue number 347 on an envelope cancelled “BERN 1 BRIEFVERSAND 16-17 IO.IV 1962”

G

FISH DESIGN IDENTIFIER

The key to this matrix is the recess-printed part of each stamp

<p>BASIC COLOUR:</p> <p>RECESS</p>	<p>ORDINARY PAPER</p>
<p>BROWN</p>	<p>300 Brown fish facing left with recess grid (shiny gum) 301 Brown fish facing left with green streaky photogravure (shiny gum) 302 Brown fish facing right with green streaky photogravure (shiny gum) 345 Bright brown fish facing left without recess grid (shiny gum) 346 Bright brown fish facing right without recess grid (shiny gum)</p>
<p>RED BROWN</p>	<p>330 Red brown fish facing left with recess grid (mattish gum) 353 Red brown fish facing left without recess grid (mattish gum) 354 Red brown fish facing right without recess grid (mattish gum)</p> <p>331 Red brown fish facing left with recess grid (shiny gum) 386 Red brown fish facing left with recess grid and gold metallic photogravure (shiny gum) 387 Red brown fish facing left with gold metallic photogravure (shiny gum) 388 Red brown fish facing right with gold metallic photogravure (shiny gum)</p>
<p>BLUE</p>	<p>335 Blue fish facing left with recess grid (shiny gum) 351 Blue fish facing left without recess grid (shiny gum) 352 Blue fish facing right without recess grid (shiny gum)</p> <p>383 Blue fish facing left with recess grid and gold metallic photogravure (shiny gum) 384 Blue fish facing left with gold metallic photogravure (shiny gum) 385 Blue fish facing right with gold metallic photogravure (shiny gum)</p>
<p>GREEN</p>	<p>339 Dark green fish facing left with recess grid (Coil) (shiny gum) 370 Dark green fish facing left with yellow streaky photogravure (Coil) (shiny gum) 371 Dark green fish facing right with yellow streaky photogravure (Coil) (shiny gum)</p>
<p>RED</p>	<p>333 Red fish facing left with recess grid (shiny gum) 392 Red fish facing left with recess grid and gold metallic photogravure (shiny gum) 393 Red fish facing left with gold metallic photogravure (shiny gum) 394 Red fish facing right with gold metallic photogravure (shiny gum)</p>
<p>BLANK</p>	<p>360 Blank (thick brown gum)</p> <p>365 Blank skeleton of fish facing left with light green streaky photogravure (thick brown gum) 366 Blank skeleton of fish facing right with light green streaky photogravure (thick brown gum)</p>

FISH DESIGN IDENTIFIER

The key to this matrix is the recess-printed part of each stamp

BASIC COLOUR: RECESS	PHOSPHOR - COATED PAPER
BROWN	310 Brown fish facing left with recess grid (mattish gum) 311 Brown fish facing left with green streaky photogravure (mattish gum) 312 Brown fish facing right with green streaky photogravure (mattish gum) 347 Bright brown fish facing left without recess grid (mattish gum) 348 Bright brown fish facing right without recess grid (mattish gum)
BLUE	336 Blue fish facing left with recess grid 372 Blue fish facing left with brown streaky photogravure 373 Blue fish facing right with brown streaky photogravure

BASIC COLOUR: RECESS	GRANITE PAPER
PURPLE	337 Purple fish facing left with recess grid (shiny gum) 349 Purple fish facing left without recess grid (shiny gum) 350 Purple fish facing right without recess grid (shiny gum) (These are the only Fish stamps seen with a printing date: -9 XI 61)

FISH DESIGN IDENTIFIER

The key to this matrix is the recess-printed part of each stamp

BASIC COLOUR: RECESS	GRILLED GRANITE PAPER (Blue and Red Fibres)
BLUE	336 Blue fish facing left with recess grid (shiny gum) 372 Blue fish facing left with streaky metallic photogravure (shiny gum) 373 Blue fish facing right with streaky metallic photogravure (shiny gum)
GREEN	338 Green fish facing left with recess grid (shiny gum) 380 Green fish facing left with recess grid and gold metallic photogravure (shiny gum) 381 Green fish facing left with gold metallic photogravure (shiny gum) 382 Green fish facing right with gold metallic photogravure (shiny gum)
RED	332 Red fish facing left with recess grid (shiny gum) 389 Red fish facing left with recess grid and gold metallic photogravure (shiny gum) 390 Red fish facing left with gold metallic photogravure (shiny gum) 391 Red fish facing right with gold metallic photogravure (shiny gum)
ORANGE	334 Orange fish facing left with recess grid (shiny gum) 395 Orange fish facing left with recess grid and gold metallic photogravure (shiny gum) 396 Orange fish facing left with gold metallic photogravure (shiny gum) 397 Orange fish facing right with gold metallic photogravure (shiny gum)

Salmon Cover Booklet



Booklet - Blank Prints

Salmon Cover – Ordinary Paper

Inscription: First line: “Muster für”; Second line: “Inhalt 2 Fr.”

H

Translation: “Examples for Contents 2 Fr.”

5 panes of four = 20 blank prints with glassine behind each pane.

Criss-cross embossed impressions on all 20 blank prints – most unusual, impressions on all prints.

5 rows of eight crosses. The first four rows evenly spaced, then a large gap, then the last row.

Notes:

1. There are so many variations with the Fish prints that it is possible this booklet was printed at the same time.
2. The size and number of the crosses match the crosses on the gutters of 1939-1948 Landscape issues.
3. The size of these blank prints is the same as the 1949 Landscape and Engineering definitives.
4. Smaller crosses than seen on the Fish coil prints.

Alpine Post - Large Size (Rolls)

Inscription:	See below
Designer:	?
Printing:	Photogravure
Printing Press:	SSR I (BBZ 11/01) (Goebel)
Paper:	Chalky granite (with red and blue fibres)
Rolls:	Coil rolls of several hundred have been seen
Sheet Size:	Sheets of 30 (5 rows x 6 columns)
Plate Numbers:	None
Image Size:	44.25 x 25.25 mm
Printing Dates on Sheets:	None
Sheet Numbers:	Sheets seen have black sheet numbers
Sheet Inscription:	at the top margin: DIRECTION GÉNÉRALE DES POSTES TÉLÉGRAPHES ET TÉLÉPHONE À BERNE at the bottom margin: SCHWEIZ SUISSE SVIZZERA SWITZERLAND

1958 Photogravure – Chalky Granite Paper (red and blue fibres) – Brownish Gum



blue



green



brown

60 different scenes with legends as numbers 400 to 459 in 3 colours (A, blue; B, green; C, brown (shades))

Notes – Sheets:

1. Where there are more than one stamp with the same title, an explanatory comment has been added in brackets.
2. The blocks of 30 have sheet numbers, so logically, the first sheet has odd numbers and the second even.
3. Busses and trains, add 50%, Swissair, add 75%.

Notes: – Rolls: These were also printed in large rolls of 500 from one of the 5 horizontal rows of the web.

Strip of 12 (one of each stamp; only exist from rolls)

D



World Fair:

Prints were produced to advertise Switzerland at the first world's fair after the Second World War, the Brussels World's Fair. These advertising prints (illustrated above) have only been seen in strips of 6.

Strips of 6

C



right block of 30

D



left block of 30

D

(R) = right hand block of 30; (L) = left hand block of 30

400	Monte San Salvatore	R1	B	430	Swissair (<i>aeroplane in flight and clouds</i>)	L1	B
401	Chasse-neige en action	R2	B	431	Col du Julier	L2	B
402	Chillion	R3	B	432	Technique et Romantique	L3	B
403	Col du Susten (<i>lake and boulders</i>)	R4	B	433	St Gothard (<i>bus on bend</i>)	L4	B
404	Saas Fee	R5	B	434	Soglio	L5	B
405	Col du Susten(<i>road through cliffs</i>)	R6	B	435	Col du Simplon	L6	B
406	Col du Grimsel (<i>bus on lakeside</i>)	R7	B	436	Brigue, Palais Stockalper	L7	B
407	Le Gothard en hiver	R8	B	437	Col du Grimsel (<i>view and glacier</i>)	L8	B
408	Swissair (<i>pilot in cockpit</i>)	R9	B	438	Splügen	L9	B
409	Val Roseg (<i>river, trees, etc.</i>)	R10	B	439	Tessin	L10	B
410	Col de la Furka	R11	B	440	Col de la Maloja	L11	B
411	Bon voyage, bonne table	R12	B	441	Col du Susten (<i>lake and mountain</i>)	L12	B
412	Glacier de l'Aletsch	R13	B	442	Tunnel du Gothard 1.5 km	L13	B
413	Sion	R14	B	443	Col du Susten (<i>bus and lake</i>)	L14	B
414	Invitation au voyage	R15	B	444	Zermatt	L15	B
415	Seebodenalp	R16	B	445	Transit par le Gothard	L16	B
416	Locarno	R17	B	446	Val Roseg (<i>mountains, etc.</i>)	L17	B
417	Haute Engadine (<i>lake and tree</i>)	R18	B	447	Swissair (<i>two aeroplanes</i>)	L18	B
418	Swissair (<i>aeroplane in flight</i>)	R19	B	448	Lac de Come	L19	B
419	Sils Baselgia	R20	B	449	Lac de Bienne	L20	B
420	Altanca	R21	B	450	Chesse - Neign	L21	B
421	Près de Stalden	R22	B	451	Gandria	L22	B
422	Berne - Gurnigel	R23	B	452	Col du Stelvio	L23	B
423	L'express du Gothard	R24	B	453	Pont à 4 voies	L24	B
424	Col du Klausen	R25	B	454	Saas Grund	L25	B
425	Agréable ambiance	R26	B	455	La Suisse, Pays des Ponts	L26	B
426	Val d'Hérens	R27	B	456	Col de la Fluela	L27	B
427	St-Gothard (<i>view of lake</i>)	R28	B	457	Swissair (<i>passengers disembarking</i>)	L28	B
428	Haute Engadine (<i>bus by lake</i>)	R29	B	458	Grand St-Bernard	L29	B
429	Swissair (<i>mother and child reading</i>)	R30	B	459	Col du Grimsel (<i>bus and mountains</i>)	L30	B

Alpine Post – Large Size (Sheets)

Inscription: See below
 Designer: ?
 Printing: Photogravure
 Printing Press: SSR I (BBZ 11/01) (Goebel)
 Paper: Chalky ordinary
 Sheet Size: 25 (5 rows x 5 columns)
 Plate Numbers: None
 Picture Size: 45 x 25.75 mm
 Printing Dates on Sheets: None
 Sheet Numbers: None on sheets seen
 Sheet Inscription: at top and bottom of sheet:
 SCHWEIZERISCHE ALPENPOSTEN POSTES ALPESTRES SUISSE POSTE ALPINE SVIZZERE



1958 Photogravure – Chalky Ordinary Paper – Thick Brown Gum

25 different scenes with legends as numbers 460 to 484 in 4 colours (A, blue; B, violet; C, green (light and dark); D, brown (light and dark))



blue



Violet



light green



dark green



light brown



dark brown


Note:

Background – various tones

Margins – wide and narrow


Electric Eye Bars – long vertical and diagonal bars above Susten scene (number 473 below).

Varieties:



No. Aa Doctor blade flaw along top sheet margin

Z



No. Ca Green screen missing/very weak (most pronounced in the sky)

Z



No. Cb Doctor blade flaw Row 4 Stamp 3 in sheet

Z

Notes:

1. Where there are more than one stamp with the same title, an explanatory comment has been added in brackets
2. The numbers are sheet positions (left to right, top to bottom)
3. Violet prints plus 60%
4. Busses, add 50%.

460	Pian S. Giacomo	1	B	473	Susten (<i>road and tunnel through cliffs</i>)	14	B
461	Nufenen	2	B	474	Brig	15	B
462	Rosegtal	3	B	475	Simplon (<i>car on road</i>)	16	B
463	Maloja	4	B	476	Stalden (Wallis) (<i>village walls</i>)	17	B
464	Silvaplana	5	B	477	Simplon (<i>bus</i>)	18	B
465	Soglio	6	B	478	Simplon (<i>road and mountain</i>)	19	B
466	Guarda	7	B	479	Rivaplana	20	B
467	Schneeräumung am Julier	8	B	480	Gandriastrasse (<i>road and lake</i>)	21	B
468	Grimselstausee	9	B	481	Locarno-Monti	22	B
469	Susten (<i>road and tunnel entrance</i>)	10	B	482	Gandriastrasse (<i>road through tunnel</i>)	23	B
470	Grimsel	11	B	483	Franches-Montagnes	24	B
471	Susten (<i>road and snow on mountains</i>)	12	B	484	Klausenpass	25	B
472	Susten (<i>hairpin bends</i>)	13	B				

Flowers and Butterflies

Inscription: None
 Designed and Engraved: Albert Yersin ?
 Printing: Recess
 Printing Press: SSR II (WIFAG)
 Paper: Ordinary
 Sheet Size: 100 (10 rows x 10 columns)
 Plate Numbers: 1 and 2
 Printing Dates on Sheets: See below
 Sheet Numbers: Sheets seen have numbers
 Sheet Inscription: None



1956 Recess – Ordinary Paper – Brown Gum

		Printing Dates on Sheet (in red):	
500	Purple	56 XII 17	C
501	Green	56 XII 17	C

Note:

The size, perforations, plate number font, and printing date are all identical to the Cross and Whorls issue. Looking at the counting numbers, it is assumed that the purple was printed first, followed by the green, followed by the green Cross and Whorls, catalogue number 520.

Cross and Whorls

Inscription: None
 Designed & Engraved: Albert Yersin
 Printing: Recess
 Printing Press: SSR II (WIFAG)
 Paper: 520 Ordinary; 521, 525, 526 Phosphor (phosphor front and back)
 Sheet Size: 100 (10 rows x 10 columns)
 Plate Numbers: 520 and 521 1 and 2; 525 and 526 none
 Printing Dates on Sheets: See below
 Sheet Numbers: Sheets seen have numbers
 Sheet Inscription: None



green



pale blue



blue



orange

1956 Recess – Ordinary Paper – Creamish Glossy Gum

Printing Dates on Sheet (in red):

520	Green	56 XII 17	C
-----	-------	-----------	---

1958 Recess – Phosphor Paper (phosphor front and back) – Creamish Glossy Gum

Printing Dates on Sheet (in red):

521	Pale blue	58 III 3 and 58 III 4	C
-----	-----------	-----------------------	---

1965 Recess – Phosphor Paper (phosphor front and back) – Creamish Glossy Gum

Printing Dates on Sheet (in black):

525	Blue	18 XII 65	C
526	Orange	18 XII 65	C

Notes:

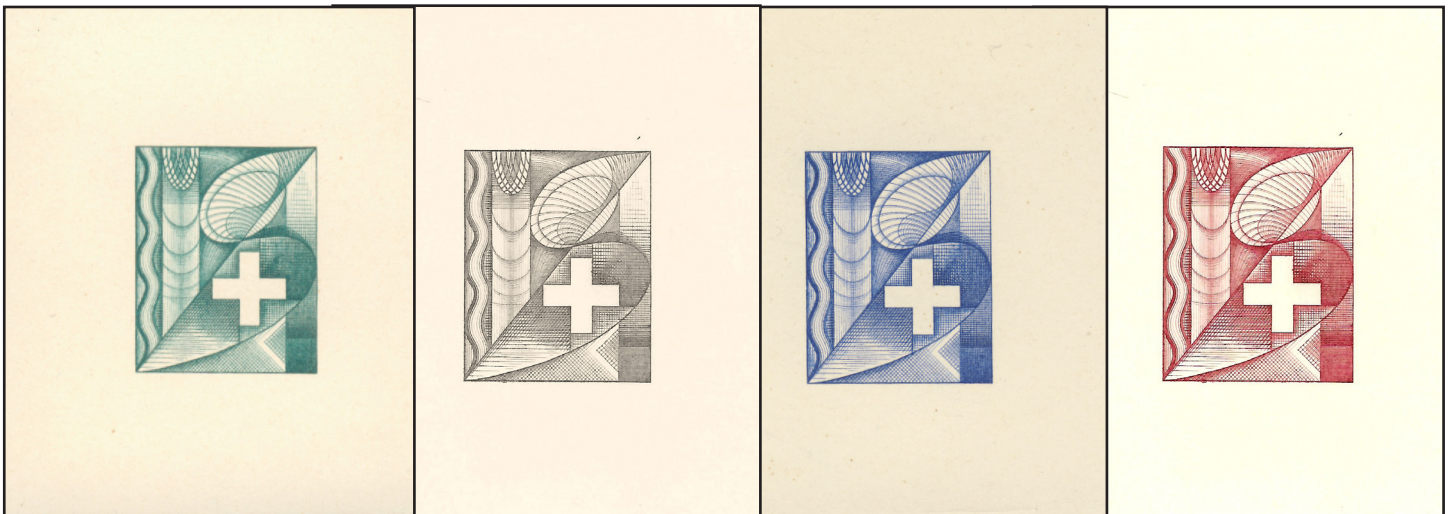
520 and 521 have perforations that extend into the top and bottom margins and have two perforation holes at the side. 525 and 526 do not have perforations in the margins.



Varieties:

525a Very weak Recess print (bottom right corner stamp, Number 30 in the sheet)

D



Die Proofs:

Known in green, black, blue, and carmine. These superb recessed Die Proofs show the capabilities of the printing press. Printed on thick cream card, the surrounding card varies in size, depending how it was cut. For instance, the blue Die Proof measures 48 mm horizontal and 59 mm vertical. The sides are not evenly cut. (Illustrations cropped to same image size.)

H

Large Hermes Head and Aztec Calendar

Inscription: SPECIMEN HG CSA 010 (H)ans (G)audart, (C)hief (S)ection (A)
 Designer: H. Gaudart (On P.T.T. Staff) or CSA could be (C)ourvoisier (S)(A)
 Engraver: Albert Yersin
 Printing: Recess, Photogravure, Recess / Photogravure
 Printing Machine: SSR I (Goebel)
 Paper: Grilled, Ordinary paper, Phosphor-Coated (with violet fibres), and Phosphor-Coated (with out fibres)
 Sheet Size: 25 (5 rows x 5 columns)
 Proofs 599, 599a, and 599aa, 20 (4 rows x 5 columns)
 Plate Numbers: 1 to 4 have been seen
 Printing Dates on Sheets: See below
 Sheet Numbers: On numbers 580, 587, 588, 589, 590, 591, 595, 597, and 599
 No sheet numbers on numbers 560, 570, 596, and 598
 Sheet Inscription: None

Design variations:



Type A



Type B



Type C

Engraving Inside of *C* of *SPECIMEN* (Types A, B and C, above)

Type A Dots 560
 Type B Open Boxes 570, 574 / 578
 Type C Small Dots and Dashes 580, 580h, 587 / 591, 587h / 591h



560

570

1962 Type A: Recess/Photogravure – Phosphor-Coated Paper – Brownish Gum

560 Dark blue recess / Yellow photogravure No Dates on Sheet B
 (used on cover 20.III.1962)

1964 Type B: Recess – Grilled Ordinary Paper – Creamish Gum

570 Blue 24 XI 64 F



574

575

576



577

578

19?? * Type B: Recess – Ordinary Paper – Creamish Gum

574	Bright blue recess	E
575	Green recess	E
576	Blue green recess	E
577	Brown purple recess	E
578	Rose red recess	E

* Singles discovered in 2015



580



587

1964 Type C: Recess – Phosphor-Coated Paper – Brownish Gum

580	Bright blue recess	24 XI 64	E
-----	--------------------	----------	---



588

589

590

591

1964 Type C: Recess/Photogravure – Phosphor-Coated Paper – Brownish Gum

587	Bright blue recess / Yellow photogravure	24 XI 64 and 25 XI 64	B
588	Green recess / Yellow photogravure	24 XI 64 and 26 XI 64	B
589	Brownish purple (shades) recess / Light blue photogravure	26 XI 64 and 27 XI 64	B
590	Brown recess / Light blue photogravure	27 XI 64	B
591*	Emerald recess / Yellow photogravure	25 XI 64	D

* Discovered 2015



595

596

597

598

1965? Photogravure – Phosphor-Coated Paper (with violet fibres) – Brown Gum

(BBZ 1/02: Internal memo states that the pure photogravure prints were printed in La Chaux-de-Fonds in 1965 after their own 1961 attempts were unsatisfactory.)

595	Brown	Sheet numbers (seen)	No Date on Sheet	B
596	Green	No sheet numbers	No Date on Sheet	B
597	Lake	Sheet numbers (seen)	No Date on Sheet	B
598	Blue	Sheet numbers and no sheet numbers	No Date on Sheet	B

Varieties:



597a left; 587f right



No. 597a 5th row across, 4th row down – white spot on nose (not on every sheet) D

No. 587f Block with three printing dates: 24 XI 64 (very faint), 25 XI 64 (faint) and 24 XI 64 (bold) Z

Varieties - Misplaced Colours:



560a

589a

587a

590a

588a



587b

588b

589b

590b



587c left
589c right
587c below



560d

588d

589d



590d

- Misplaced Calendar colour – Left Shift (Calendar colour into 010 at top left corner) C
 (560a, 587a, 588a, 589a, 590a)
- Misplaced Calendar colour – Left Shift (Calendar colour into 010 and downwards into white border) C
 (587b, 588b, 589b, 590b)
- Misplaced Calendar colour – Right Shift (Calendar colour into 010 and very slightly into top white border) C
 (587c, 588c, 587c)
- Misplaced Calendar colour – Right Shift (Calendar colour into 010, upwards and on Hermes hair and cheek) C
 (560d, 588d, 589d, 590d)



- Misplaced Calendar colour – Right Shift (Into 010, upwards into border and on Hermes hair and cheek) C
 (560e, 587e, 588e, 589e)

Cancelled on Envelope:



Number 560 (Type A) on a CEPT envelope cancelled "BERN 1 BRIEFVERSAND 5-6 20.III 1962" H

Type C: Vertical Pairs With Gutter Between

This gutter is the normal sheet selvage between two sheets of 50. Normally, this vertical gutter is cut across the middle, forming the normal selvage of the sheet. Gutters seen are blank except for the plate number.



580h	Blue recess	24 XI 64	Z
587h	Bright blue recess / Yellow photogravure	24 XI 64, 25 XI 64	Z
588h	Green recess / Yellow photogravure	26 XI 64	Z
589h	Brownish purple (shades) recess / Light blue photogravure	26 XI 64, 27 XI 64	Z
590h	Brown recess / Light blue photogravure	27 XI 64	Z
591h*	Emerald recess / Yellow photogravure	25 XI 64	Z

* Discovered in 2015.



599



599a

1961 Proofs - Type B - Recess / Photogravure – Brownish Gum – Imperforate

599	Green recess / Blue and lake photogravure	Printing Dates on Sheet: 28 IV 61 and 28 IX 61	E
599a	Blue recess / Yellow and lake photogravure	3 X 61	E



599aa

1961 Proof - Photogravure only – Brownish Gum – Imperforate

599aa	Yellow and lake photogravure	Printing Dates on Sheet: 3 X 61	E
-------	------------------------------	------------------------------------	---

Note: Two sheets of No. 599 were discovered in 2002; singles of 599, 599a, and 599aa were discovered in 2015.

Small Hermes Head and Aztec Calendar

Inscription: SPECI
 Designer and Engraver: Albert Yersin
 Printing: Recess
 Printing Machine: SSR II (WIFAG)
 Paper: Ordinary, Phosphor-Coated
 Sheet Size: 50 (10 rows x 5 columns)
 Plate Numbers: No numbers on sheets
 Printing Dates on Sheets: See below
 Sheet Numbers: Sheets seen have numbers
 Sheet Inscription: None



blue



purple



purple brown



green

1966 Recess – Ordinary Paper – Creamish Gum

600 Blue (shades)
 601 Purple (shades)
 602 Purple brown (shades)
 603 Green

Printing Dates on Sheet:

15 II 66	A
16 II 66	A
16 II 66	A
16 II 66	B

Varieties:

No. 602a Ink marks on stamp (various)


B



There are two different font types for the year "66". Illustrations show the types

Hatching on the bottom of the sheet - Stamp size

- This hatching is in addition to the normal size of the sheet.
- Normal sheets contain 50 stamps. These sheets would have contained 50 stamps if some had not been removed (see reduced size sheet below).
- Normal sheets would have been cut horizontally below the large cross. On normal sheets, only stamp numbers 46 and 47 have the large cross. 48, 49 and 50 are blank.
- Below stamp number 46 in the sheet is stamp-size hatching. This hatching matches the colour of the printed stamp. It is presumed that below stamp numbers 47, 48, 49 and 50 (not seen) may or may not have similar hatching or other markings.
- The right side of the hatching has a few perforations, but the majority is torn.



- 600c Blue (shades)
- 601c Purple (shades)
- 602c Purple brown (shades)
- 603c Green

- 15 II 66 Z
- 16 II 66 Z
- 16 II 66 Z
- 16 II 66 Z

Note:

The two different font types for the year "66" are the same as the illustrations on the previous page.



602 left, 602a right

602a: top stamp – ink marks on face;
bottom stamp – ink marks on face, diagonal lines on SPE and on bottom margin.



Village and Mountains

Inscription: Mehrfarbiger Stichtiefdruck - Specimen 1966
 Designer, Engraver: Hugo Wetli, Heinrich Heusser
 Printing: Recess / Photogravure Combined (multicolour recess)
 Printing Press: SSR III (WIFAG)
 Paper: Ordinary
 Sheet Size: 50 (10 rows x 5 columns)
 Plate Numbers: 1 to 4 have been seen (for electric eye bars, *see Notes*)
 Note: Some Plates 1 and 3 have two register crosses in margins; 2 and 4 have none
 Printing Dates on Sheets: 4 V 66, 11 V 66, 12 V 66, 19 IV 66, 25 IV 66, 26 IV 66, 29 IV 66, and 4 X 66
 Sheet Numbers: Sheets seen have numbers
 Sheet Inscription: None

1966 Recess / Photogravure – Ordinary Paper – Creamish Gum



Type I



Type II

620 Blue Recess / Violet and pale blue Photogravure A

Types:

Type I: Blue mountain peaks (areas on mountains and dome on tower) A

Type II: Deep blue mountain peaks (areas on mountains and dome on tower) A

Types I and II in pair C

Notes:

1. There are numerous intermediate printings
2. Plate 1: 620 Blue diagonal and violet vertical electric eye bars on the edge of the right margin (unless the sheet has been cut badly) and two blue and violet register crosses
3. Plate 2: 620 No electric eye bars and no register crosses
4. Plate 3: 620 No electric eye bars but two violet register crosses in the right margin
5. Plate 3: 620 Some sheets – No electric eye bars and two register crosses
6. Plate 4: 620 blue diagonal, blue and violet vertical electric eye bars in left margin on the edge but no register crosses
7. Numbers 625 to 642: Some with various electric eye bars and register crosses



Varieties:

620a Misplaced violet (violet going into bottom white border) C



625, 630



626, 631



627, 632



628, 633

Proofs:

Ordinary Paper

625	Blue screen only	11 V 66, 19 IV 66	C
626	Violet only	11 V 66, 19 IV 66	C
627	Blue screen and violet	19 IV 66	C
628	Blue recess only (without blue screen)	4 V 66, 19 IV 66	C

Phosphor-Coated Paper

630	Blue screen only	12 V 66	C
631	Violet only	12 V 66	C
632	Blue screen and violet (thick and thin SPECIMEN 1966)	12 V 66	D
633	Blue recess only (without blue screen)	12 V 66	C

Thick Phosphor Chalky Surfaced Paper



640



641




642

640	Blue recess only (brown shiny gum – rough appearance)		D
641	Blue recess and violet (without blue screen) (thick and thin SPECIMEN 1966)	12 V 66	D
642	Carmine-lake recess only (brown shiny gum - rough appearance)		D

Imperforated Proofs:

Ordinary Paper



625a Violet only


11 V 66

E

628a Blue recess (without blue screen)

11 V 66

E



Electric Express Locomotive

Inscription: Mehrfarbiger Stichtiefdruck - Specimen 1966
 Designer, Engraver: Hugo Wetli, Albert Yersin
 Printing: Recess / Photogravure Combined (multicolour recess)
 Printing Machine: SSR III (WIFAG)
 Paper: Phosphor-Coated (with violet fibres)
 Sheet Size: 50 (10 rows x 5 columns)
 Plate Numbers: 1 to 4 have been seen
 Printing Dates on Sheets: See below
 Sheet Numbers: Sheets seen have numbers
 Sheet Inscription: None



650



651



652

1967 Recess / Photogravure – Phosphor-Coated Paper (with violet fibres) – White Gum

		Printing Dates on Sheet:	
650	Light blue recess / Red and brown-orange	See below	A
		13 IV 66, 9 V 67, 17 V 67, 18 VII 67, and 24 VIII 67	
651	Blue (numerous shades) recess / Red and brown-orange (shades)	4 I 67, 24 VIII 67, and 25 I 68	A
652	Grey-blue recess / Red and brown-orange (shades)	18 VII 67, 19 IX 67	A

Note:

1. There are numerous shades of the blue recess printing (I have selected the three basic colours)
2. The red photogravure varies from very pale red to a very bright red
3. The brown-orange varies from a "solid" colour to mottled
4. Printing dates of 4 I 67 have very pale red engines
5. Printing dates of 25 I 68 have very rich red engines

Varieties:

Misplaced Red



651a/652a

651b/652b

651c/652c

No. 651a/652a – Left shift	B
No. 651b/652b – Right shift	B
No. 651c/652c – Right and downwards shift (very small white below window)	B



651d/652d

651e/652e

No. 651d/652d – Right and upwards shift (white areas on left side of engine)

B

No. 651e/652e – Upwards shift (white area below middle left side of engine)

B

Misplaced Red and/or Brown-Orange



651f/652f

651g/652g

651h/652h

No. 651f/652f – Red and brown-orange left shift

B

No. 651g/652g – Brown-orange left and upwards shift above locomotive

B

No. 651h/652h – Red and brown-orange downward shift (white below window and central lights and, on some stamps, tip of brown-orange just touching border)

B



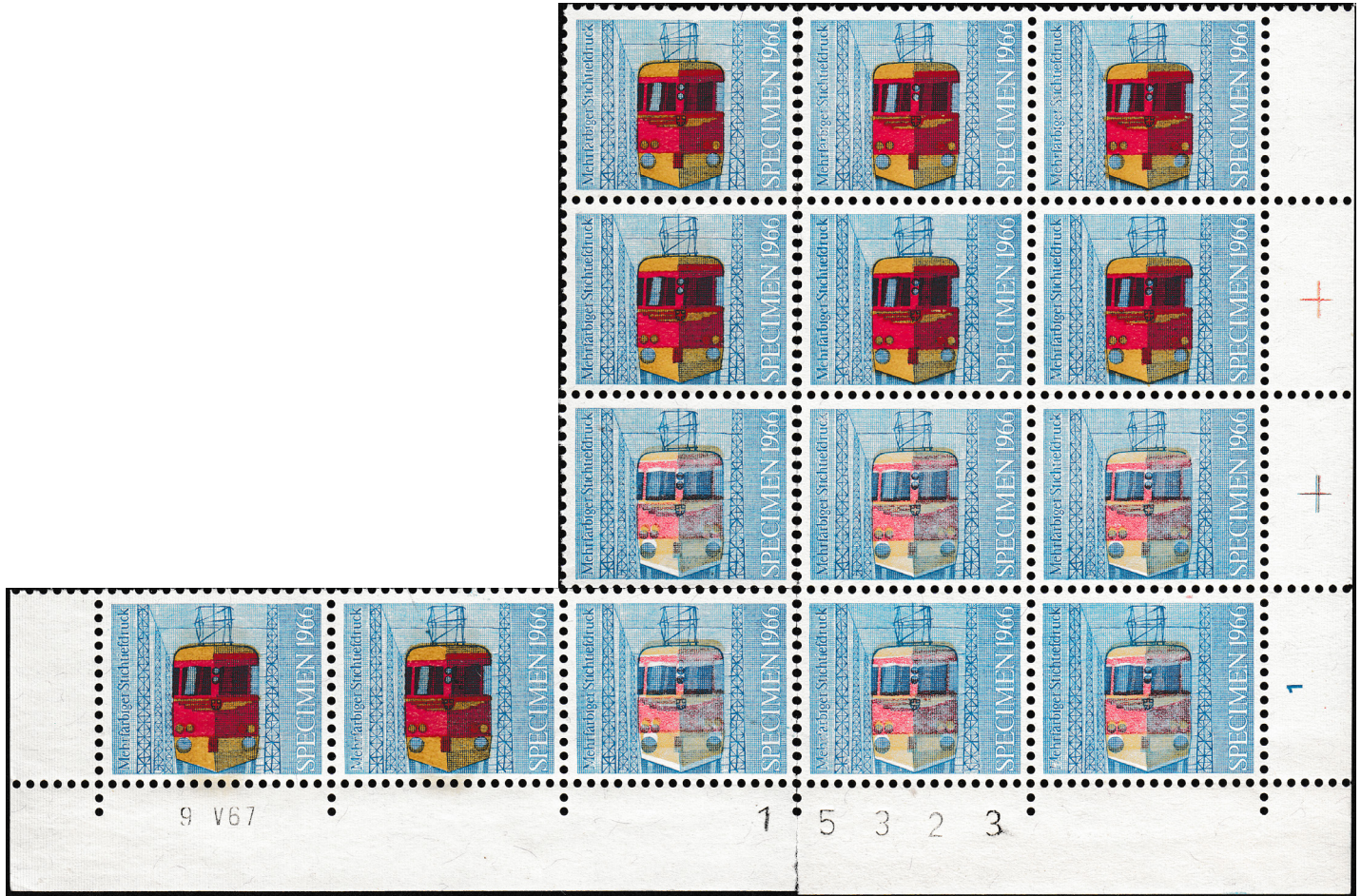
651i/652i

No. 651i/652i – Red and brown-orange downward shift (brown/orange with white below the top of the locomotive and, on some stamps, tip of brown-orange into border)

B

Paled Colours (very unusual)

The colours of the six test prints in the bottom right corner of the sheet (numbers 43, 44, 45, 48, 49, and 50) have been uniformly paled, presumably for testing purposes only. Plate 1 seen.



Reconstructed block of 14 showing eight copies of No. 650 and six copies of No. 650j. The colours of the six test prints in the bottom right corner (numbers 43, 44, 45, 48, 49, and 50 in the sheet) are more uniformly pale compared to the rest of the stamps on the sheet. Presumably for testing purposes.

Note: one other pale corner has been seen, also Plate 1. Other Plate 1's seen do not have any pale coloured test prints. We are unsure how or why these paled test prints were made.

Varieties:


Printing Dates on Sheet:

No. 650j – Pale light blue recess / Pale red and pale brown-orange photogravure 9 V 67

D



660



661



662



663

Progressive Proofs:

660	Blue only (recess)	17 V 67	C
661	Red only (photogravure)	17 V 67	C
662	Brown-orange only (photogravure)	17 V 67	C
663	Red and brown-orange only (photogravure)	17 V 67	C

A set of four progressive proofs (and the actual print) were displayed at the P.T.T. stand at Stampex in about 1970. These sheets had been stuck onto thick board. After the exhibition these prints were soaked off the cardboard and from the sheet of 50 a maximum of 30 sets were salvaged (including one set in blocks of four). Since then, a sheet of each has been seen, with gum.



670

Proof:

670	Brownish red only (recess)		Z
-----	----------------------------	--	---

Farmhouses and Village

Inscription: Specimen 00
 Designer: Karl Tanner
 Engraver: Pierre Schopfer
 Printing: Recess / Photogravure Combined (multicolour recess)
 Printing Machine: SSR III (WIFAG)
 Paper: Phosphor-Coated (with violet fibres)
 Sheet Size: 25 (5 rows x 5 columns)
 Plate Numbers: 1 to 4 have been seen
 Printing Dates on Sheets: 23 V 75
 Sheet Numbers: Sheets seen have numbers
 Sheet Inscription: None



1975 Recess / Photogravure – Phosphor-Coated Paper (with violet fibres) – White Gum

680 Black recess / Pink and green (light and dark) photogravure

A

Varieties:




No. 680a Misplaced black printing (trees going into the top white border)

B



690



691



692



693

Progressive Proofs:

690	Black only (recess)	C
691	Pink only (photogravure)	C
692	Green only (photogravure)	C
693	Pink and green only (photogravure)	C

Lake Geneva Landscape

Inscription: Specimen 1984
 Designer & Engraver: Pierre Schopfer
 Printing: Recess / Photogravure Combined (multicolour recess)
 Printing Machine: SSR IV (Goebel)
 Paper: Phosphor-Coated (without violet fibres)
 Sheet Size: 50 (10 rows x 5 columns)
 Plate Numbers: 1, 2, 3, 4, 5, and 6 Square dots
 Printing Dates on Sheets: Dates for number 700 – 9.5.85, 11.07.84, 12.07.84, 26.06.84, 01.11.84
 Sheet Numbers: Sheets seen have numbers; prefixed with an A or B
 Value in Margins: Blue 00.00 in the left hand margin on each row
 Sheet Inscription: None
 Stamp Inscriptions: SPECIMEN 1984 at top; PROBEDRUCK SSR IV and P. Schopfer at bottom



700



700a

1984/85 Recess / Photogravure – Phosphor-Coated Paper (without violet fibres) – Matt Whitish Gum

		Printing Dates on Sheet:	
700	Brown and green (shades) recess / blue and yellow (shades) photogravure	9.5.85	A
700a	Very dark recess and photogravure	25.10.84	D
700b	Dark brown, darker green, blue (overall greener appearance) photogravure	01.11.84	B



701

Imperforate

701	Brown and green (shades) recess / blue and yellow (shades) photogravure	F
-----	---	---



Varieties:

Narrow vertical correction perforations
 Wide vertical correction perforations

D
 D



700e



701e



700f

- | | | |
|------|---|---|
| 700e | Number 700 Position 16 on sheet: blob on right side of mountain – very near right edge
(700e seen on sheets with 4, 5, and 6 dots – but not on 3 dots) | D |
| 701e | Number 701 Position 16 on sheet: blob on right side of mountain – very near right edge | F |
| 700f | Number 700 Position 21 on sheet: ink stroke 5mm long. (700f seen on sheet with 6 dots) | D |



Progressive Proofs – Phosphor-Coated Paper (without violet fibres) – Matt Whitish Dull Gum

750	Brown foreground recess	24.4.85	C
751	Green recess only, without stamp inscriptions	24.4.85	C
752	Brown foreground and light green recess	24.4.85	C
753	Yellow only photogravure, without stamp inscriptions	24.4.85	C
754	Blue only photogravure, without stamp inscriptions	24.4.85	C
755	Yellow and blue photogravure, without stamp inscriptions	24.4.85	C

Varieties:



753e



755e

753e	Number 753 Position 16 on sheet: blob on right side of mountain – very near right edge (blob as on numbers 700e and 701e)	E
755e	Number 755 Position 16 on sheet: blob on right side of mountain – very near right edge (blob as on numbers 700e and 701e) (753e and 755e Printing Dates 24.4.85)	E

Progressive Proofs – Phosphor All-Over Purple “glow” (very different to 752 and 755a) – Thick Paper – Mottled Dull-Shiny Gum



752a



755a

752a	Brown foreground and green recess	C
755a	Yellow foreground and blue photogravure, without stamp inscriptions	C

Progressive Proofs – Ordinary Paper – Thick Yellowish Gloss Gum



750b



751b



753b



754b

- | | | |
|------|---|---|
| 750b | Brown foreground recess | C |
| 751b | Green recess only, without stamp inscriptions | C |
| 753b | Darker yellow only photogravure, without stamp inscriptions | C |
| 754b | Darker blue only photogravure, without stamp inscriptions | C |

Proofs – Phosphor-Coated Paper (without violet fibres) – Matt Whitish Gum



- | | | |
|-----|--|---|
| 770 | Light green recess with foreground | C |
| 771 | Deep green recess with foreground (shades) | C |
| 772 | Yellow-olive and green recess with foreground (shades) | C |
| 773 | Grey-green foreground and red-brown recess | C |
| 774 | Blue foreground and red-brown recess | C |
| | Note: the words SPECIMEN 1984 are half brown and half blue | |
| 775 | Yellow, brown and blue photogravure, dark green recess | C |

Varieties:



- | | | |
|------|---|---|
| 770e | Number 770 Position 16 on sheet: blob on right side of mountain – very near right edge (blob as on numbers 700e and 701e) | E |
|------|---|---|



- 771a Double Print – Deep green and brown recess (various printings) F
- 772a Position 16 on sheet: blob on right side of mountain - very near right edge (blob as numbers 700e, and 701e) E

Proof – Ordinary Paper – Thick Yellowish Gloss Gum



- 780 Blue recess only 06.06.84 C

Horizontal Pairs with Gutter Between

This gutter is the normal sheet margin between two sheets of 50. Normally, this vertical gutter is cut down the middle, forming the normal margin of the sheet. – gutters seen are either blank, with 00.00, or with 00.00 and sheet number



700c



701c

- 700c Number 700 – Brown and green Recess / blue and yellow (shades) Photogravure F
- 701c Number 701 – Brown and green Recess / blue and yellow (shades) Photogravure F

Proofs – Horizontal Pairs With Gutter Between

See description above – Gutters seen are all blank



770c



771c

- 770c Light green recess with foreground, without stamp inscriptions
- 771c Deep green foreground and Mountain blue-green photogravure

F
F

Vertical Pairs With Gutter Between

Sheets consist of 45 stamps and a row of 5 gutters: gutters seen have either crosses and coloured blocks with crosses, two or three coloured grid blocks, or blank with small letters B, C, or D



700d (left)
Number 700 – Brown and green recess / blue and yellow photogravure 11.07.84, 12.07.84 F

700ad (right)
Number 700a – Very dark recess and photogravure (very dark colours on gutters) 25.10.84 F



Note: Four sheets printed together in an anti-clockwise order, *i.e.*:

- Top left hand sheet A
- Bottom left hand sheet B
- Bottom right hand sheet C
- Top right hand sheet D

Progress Proofs – Vertical Pairs With Gutter Between

Sheets consist of 45 stamps and 5 gutters



752ad



755ad



751bd



754bd

752ad – Gutters seen are blank, crosses and coloured blocks with crosses, or two or three coloured grid blocks

755ad – Gutters seen are blank, crosses and coloured blocks with crosses, two or three coloured grid blocks, or blank

751bd – Gutters seen are either blank or have a small cross near top corner with small letter C

754bd – Gutters seen have a sort of triangle, or a sort of triangle and a small cross near the top corner, or a short thick line and a cross near the top corner

752ad – Brown foreground and light green recess, left margin has not been seen	16.08.84	F
755ad – Yellow and blue photogravure, without stamp inscriptions, 00.00 in margin	16.08.84	F
751bd – Green recess only, without stamp inscriptions, no date – left margin blank		F
754bd – Blue only photogravure, without stamp inscriptions, no date - 00.00 in margin		F

Proof – Vertical Pairs With Gutter Between

Sheets consist of 45 stamps and a row of 5 gutters; gutters seen are blank

773d – Grey-green foreground and red-brown recess, left margin has not been seen	16.07.84	F
--	----------	---



773d

Helio Courvoisier S.A.

The printing works of Courvoisier were founded in December 1880 by Alexandre Courvoisier in La Chaux-de-Fonds, Switzerland. In 1926 the enterprise became a company headed by Henry and Paul Courvoisier, sons of the founder. The share capital remained in the hands of the Courvoisier family until 1987 when it was sold to a group of Swiss entrepreneurs.

A photogravure press was purchased in 1928 with the idea of producing stamps by this process. The head of the Swiss postal department made it possible to undertake trials, which were successful, and in 1931 three Pro Juventute stamps depicting landscapes were produced.



In 1933 the Principality of Liechtenstein, followed in 1935 by the Grand Duchy of Luxemburg, ordered stamps. In 1938, Switzerland extended the field of special stamps with the Pro Patria (National Festival) and, since 1952, most of the commemorative Swiss stamps had been printed by Courvoisier. Courvoisier produced stamps for over 65 postal administrations.

The stamp printing process is very intricate. When the artwork was ready, the firm's own graphic department (whose main duty was the execution of designs or, if necessary, the adaptation of others' artwork to the subtleties of reduction of design to stamp size) carried out the various operations following a rigorous pattern: *i.e.*, photographic reductions of the originals and colour selection, preparation of photographic plates by adding on a step-and-repeat camera, the number of stamps composing a complete sheet, engraving and correction of cylinders and, finally, printing. In every stage of manufacture, specialists made sure of the best precision by numerous controls.

The Swiss Postal Authority had a permanent official at Courvoisier who controlled and supervised printing and sealed the presses at each stop, as well as the cylinders after use. He also witnessed the destruction of engravings, plates, and other printing material, and the dispatch of the whole production in sealed containers to the Postal Stamp Division in Bern. This authority carried out the ultimate controls of quality and quantity with respect to stamps and paper. The latter even to the extent that confetti produced by perforation were taken into account for weight control before the official destruction of paper waste.


Courvoisier prints are not easy to acquire. When I asked Courvoisier about Trial Prints, the reply was a set of Pro Patria stamps and a compliments slip!

On 21 May 2001, Helio Courvoisier S.A. ceased production. The machines were sold to Walsall Security Printers Ltd. (WSP), P.O. Box 26, Midland Road, Walsall, WS13 QL, United Kingdom. 70 years of stamp printing had ended in Switzerland. After the equipment was moved, WSP continued to print trial stamps for some postal administrations, still under the Courvoisier name, although the company name had been changed to Courvoisier Security Printing (CSP). The Courvoisier brand was finally abandoned owing to the strength of the Walsall and Cartor names. WSP relocated in the autumn of 2014 to a brand-new, purpose-built facility on Valiant Way in Wolverhampton, United Kingdom. The still hold the company registration for Helio Courvoisier S.A., although they rarely use this for trading purposes.

Five Colour Trial and Gold Print with a Man's Head

(In a strip of three – Numbers 1000, 1001, and 1002)

Inscription:	See below
Designer:	?
Printing:	Photogravure
Printing Press:	?
Paper:	Chalky Granite (brown and green fibres)
Sheet Size:	?
Plate Numbers:	?
Sheet Numbers:	?
Sheet Numbers:	?
Sheet Inscription:	?



1967 Photogravure – Chalky Granite Paper – Brown Gum

1000	Dull gold background with black and white	F
1001	Black, yellow, red, blue and gold	E
1002	Dull gold background with black and yellow	F
1000/1002	Vertical Se-Tenant Strip of three	H

Notes:

Number 1000 COURVOIS Courvoisier and the letter C in various sizes, top in white (that shows the paper), bottom in black. On the right a finely outlined portrait of a man's head (Wettstein, Zumstein 281?)

Number 1001 Border of fine coloured lines and vertical strips of small blocks in various colours, plus one large red square

Number 1002 COURVOIS Courvoisier and the letter C in various sizes, top in yellow, bottom in black, on the right the finely outlined portrait of a man's head (Wettstein, Zumstein 281?)

Six Colour Trial – Madonna and Child Design

Inscription:	BARTOLOME ESTEBAN MURILLO – COURVOISIER 25 – ROTATIVE 6 COULEURS
Designer:	?
Printing:	Photogravure
Printing Press:	?
Paper:	Chalky Granite (Brown and Green Fibres)
Sheet Size:	25
Plate Numbers:	None
Printing Dates on Sheets:	None
Sheet Numbers:	None
Sheet Inscription:	None




19?? Photogravure – Chalky Granite Paper (brown and green fibres) – Brown Gum

1006 Gold, black, blue, red, orange, and grey

C

Proof:



Unframed imperforate

Paper: Chalky Granite (brown and green fibres)

1007 Unframed

G

View of Lake and Mountains

Inscription: COURVOISIER S.A. SUISSE
Designer: ?
Printing: Photogravure
Printing Press: ?
Paper: Chalky Phosphor-Coated
Sheet Size: (10 ? rows x 5 columns)
Plate Numbers: ?
Printing Dates on Sheets: ?
Sheet Numbers: ?
Sheet Inscription: ?



1963 ? Photogravure – Chalky Phosphor-Coated Paper – Brownish Gum

1010	Blue (shades)	B
1011	Purple	B
1012	Orange	B
1013	Emerald green	B

Globe and C

Inscription: COURVOISIER S.A.SUISSE
 Designer: ?
 Printing: Photogravure
 Printing Press: ?
 Paper: Chalky Phosphor-Coated
 Sheet Size: (5 rows x 10 ? columns)
 Plate Numbers: ?
 Printing Dates on Sheets: ?
 Sheet Numbers: ?
 Sheet Inscription: ?



1962 ? Photogravure – Chalky Phosphor-Coated Paper – Brownish Gum

1020	Blue	B
1021	Purple	B
1022	Orange	B
1023	Emerald green	B

Varieties:

- Numbers 1020a, 1021a, 1022a, 1023a – White spot on globe near America and “C” (top row, second before right margin) C
- Numbers 1020b, 1021b, 1022b, 1023b – White dash on globe near Argentina (second row from top, second before right margin) C
- Numbers 1020c, 1021c, 1022c, 1023c – White dash on “C” (same position in sheet as 1020b, etc.) C
- Numbers 1020d, 1021d, 1022d, 1023d – White spot above globe (bottom row, first stamp) C
- Numbers 1020e, 1021e, 1022e, 1023e – Large white dash above globe (bottom row, second stamp) C
- Numbers 1020f, 1021f, 1022f, 1023f – White spot above “S” of “S.A.” (bottom row, second before right margin) C



Variety “a”	Normal
Varieties “b” and “c”	Normal

Cancelled on Envelopes:




From top: 1020, 1021, 1022, 1023

- | | | |
|-------------|--|---|
| Number 1020 | On a P.T.T. envelope cancelled "BERN 1 BRIEFVERSAND 5-6 20.III 1962" | H |
| Number 1021 | On an envelope cancelled "BERN 1 BRIEFVERSAND 5-6 20.III 1962" | H |
| Number 1022 | On an envelope cancelled "BERN 1 BRIEFVERSAND 5-6 20.III 1962" | H |
| Number 1023 | On an envelope cancelled "BERN 1 BRIEFVERSAND 5-6 20.III 1962" | H |

View of Lake and Mountain, Globe, and C

(Se-Tenant Strips)

Inscription: COURVOISIER
 Designer: ?
 Printing: Photogravure
 Printing Press: ?
 Paper: Chalky Granite (various coloured threads)
 Sheet Size: (5 rows x 10 ? columns)
 Plate Numbers: ?
 Printing Dates on Sheets: ?
 Sheet Numbers: ?
 Sheet Inscription: ?
 Margins: Green lines and dashes



1963 ? Photogravure – Chalky Granite Paper – Whitish and Creamy Gum

1025	Green (shades) – View of Lake and Mountain	C
1026	Green (shades) – Globe and “C”	C
1025/1026 Pair		D

Note:

There are two greens:
 Bright green with whitish gum
 Deep green with creamy gum

Varieties:



1026a	1026b	1026c	1026d	1026e
-------	-------	-------	-------	-------

Number 1026a	White spot over “S”	D
Number 1026b	White spot under “I”	D
Number 1026c	Large white spot on globe near Miami	D
Number 1026d	White spot on globe between America and Brazil in the Atlantic Ocean	D
Number 1026e	Large white spot on Russia	D

Centenary of Courvoisier S.A.

Inscription: COURVOISIER 100 ANS
 Designer: ?
 Printing: Photogravure
 Printing Press: ?
 Paper: Chalky Granite (brown and green fibres)
 Sheet Size: 50 (5 rows x 10 columns)
 Plate Numbers: None
 Printing Dates on Sheets: None
 Sheet Numbers: Some Sheets have numbers, others do not
 Colour Bars (on sheet edge): 1030 Blue, gold, yellow, and green
 1031 Blue, gold, yellow, and brown
 1032 Blue, gold, yellow, and brown
 1033 Blue, gold, yellow, and brown
 Sheet Inscription: at the top and bottom of the sheet
 CENTENAIRE IMPRIMERIE COURVOISIER JOURNAL L'IMPARTIAL S.A. 1880 - 1980



1030



1031



1032


1980 Photogravure – Chalky Granite Paper (brown and green fibres) – Creamish Gum

- | | | |
|------|---|---|
| 1030 | Gold and green on a blue background (shades) | C |
| 1031 | Gold and brown on a blue background | C |
| 1032 | Gold and red on a blue background | C |
| 1033 | Orange (no gold) on a blue background – only seen with Number 1033a | Z |

Variety:



1033



1033a

Number 1033a Green “C” on reverse – orange and blue (no gold) on the front Z
 (two green bars in margin – front of sheet does not have colour bars in margin)

Head in Relief on Coin

Inscription: COURVOISIER
 Designer: ?
 Printing: Photogravure
 Printing Press: ?
 Paper: Chalky Granite (brown and green fibres)
 Sheet Size: ?
 Plate Numbers: ?
 Printing Dates on Sheets: ?
 Sheet Numbers: ?



19?? Photogravure - Chalky Granite Paper (brown and red fibres)

- | | | | |
|------|---------|---|---|
| 1035 | Type I | brown, grey, black, and blue | C |
| 1036 | Type II | brown, grey, black, and blue - silver added to laurel leaves, hair, face, and neck
(seen very clearly when held at an angle to the light) | C |
| 1037 | Type I | brown, gold, and green | C |
| 1038 | Type II | brown, yellow, and green - gold metallic added to laurel leaves, hair, face, and neck
(seen very clearly when held at an angle to the light) | C |

60th Anniversary Souvenir Sheet

Special souvenir sheet printed on 30th November 1991, for the “open doors” which was commemorating the day of issue (1 December 1931) of the first three Swiss stamps ever printed by Helio Courvoisier S.A. (1931 Pro Juventute issue).

Inscription: See Below
 Designer: ?
 Printing: Photogravure
 Printing Press: ?
 Paper: Chalky Ordinary
 Sheet Size: 4 panes of 4 souvenir sheets; horizontal and vertical gutters between each block of 4
 Sheet Numbers: None
 Sheet Inscription: None
 Design and inscriptions:

Top row right side: Red – “Imagination” – Paint brush and palette
 Top row left side: Purple – “Précision” – Watch
 Bottom row right side: Green – “Technologie” – Computerised engraving
 Bottom row left side: Black – Cancel: “60 ANNÉES D’EXCELLENCE 1931 - 1991”



(reduced)

1991 Photogravure – Chalky Ordinary Paper – Whitish Gloss

Gum

- 1040 Red – “Imagination” – Paint brush and palette
- 1041 Purple – “Précision” – Watch
- 1042 Green – “Technologie” – Computerised engraving
- 1043 Black – Cancel: “60 ANNÉES D’EXCELLENCE 1931 - 1991”

1040/1043 Block of four

1040/1043 Sheet with four blocks

Z
 Z
 Z
 Z
 C
 F

LIBA 1992 Souvenir Sheet

Special souvenir sheet for distribution at the LIBA 1992 philatelic exhibition.

Inscription:	See Below
Designer:	?
Printing:	Photogravure
Printing Press:	?
Paper:	Chalky Ordinary
Sheet Size:	4 panes of 4 souvenir sheets; horizontal and vertical gutters between each block of 4
Sheet Numbers:	None
Sheet Inscription:	None
Design and inscriptions:	
Top row right side:	Red – “Imagination” – Paint brush and palette
Top row left side:	Purple – “Précision” – Watch
Bottom row right side:	Green – “Technologie” – Computerised engraving
Bottom row left side:	Black – Cancel: “HELIO COURVOISIER S.A. LA CHAUX-DE-FONDS. SUISSE LIBA 1992”



1992 Photogravure – Chalky Ordinary Paper – Whitish Gloss Gum

1045	Red – “Imagination” – Paint brush and palette	Z
1046	Purple – “Précision” – Watch	Z
1047	Green – “Technologie” – Computerised engraving	Z
1048	Black – Cancel: “HELIO COURVOISIER S.A. LA CHAUX-DE-FONDS. SUISSE LIBA 1992”	Z
1045/1048	Block of four	F

Self-Adhesive Booklet

On Booklet Cover:

Helio Courvoisier S.A. - Maître Imprimeur de timbres-poste - Master Stamp-Printers

TIMBRES AUTOCOLLANTS
SELF-ADHESIVE STAMPS

Top row right side: Red – “Imagination” – Paint brush and palette

Top row left side: Purple – “Précision” – Watch

Bottom row right side: Green – “Technologie” – Computerised engraving

Bottom row left side : Black “C” like a perforated stamp and colour blocks outside, yellow, red, blue, and grey



19 ? Photogravure – Chalky Ordinary Paper – ?

Die-cut perforations (two panes of four per booklet)

1050	Red – “Imagination” – Paint brush and palette	Z
1051	Purple – “Précision” – Watch	Z
1052	Green – “Technologie” – Computerised engraving	Z
1053	Black - Cancel: “60 ANNÉES D’EXCELLENCE 1931 - 1991”	Z
1050/1053	Block of four	E

Self-Adhesive Convertible Booklet

Text on reverse of the imperforate backing paper:

Helio Courvoisier S.A. - Maître Imprimeur de timbres-poste - Master Stamp-Printers

Top row left side:

Green – “Technologie” – Computerised engraving

Top row right side:

Purple – “Précision” – Watch

Bottom row left side:

Red – “Imagination” – Paint brush and palette

Bottom row right side:

“C” on grey perforated stamp



19 ? Photogravure – Chalky Ordinary Paper – Backing Paper

Wavy-line die cuts with four L-shaped security slits to prevent re-use and Helio Courvoisier S.A., etc. on reverse, rouletting between two pane to facilitate folding into a booklet form.

- 1055 Green – “Technologie” – Computerised engraving
- 1056 Purple – “Précision” – Watch
- 1057 Red – “Imagination” – Paint brush and palette
- 1058 Black – “C” on grey perforated like stamp

C
C
C
C

Self-Adhesive Sheet

Text on reverse of the imperforate backing paper:

reverse printing of the words and logo on the face of the four stamps when held up to the light

Top row left side: Green – “Technologie” – Computerised engraving
 Top row right side: Purple – “Précision” – Watch
 Bottom row left side: Red – “Imagination” – Paint brush and palette
 Bottom row right side: “C” on grey perforated stamp



19 ? Photogravure – Chalky Ordinary Paper – Ordinary Gum

Imperforate with words and logo that is on the print on the reverse

- | | | |
|------|--|---|
| 1060 | Green – “Technologie” – Computerised engraving | C |
| 1061 | Purple – “Précision” – Watch | C |
| 1062 | Red – “Imagination” – Paint brush and palette | C |
| 1063 | Black – “C” on Grey perforated like stamp | C |

Précision – Watch

Inscription:	Précision, HELIO COURVOISIER S. A., MASTER STAMP PRINTER
Designer:	?
Printing:	Photogravure
Printing Press:	?
Paper:	Chalky Ordinary
Sheet Size:	20 (5 rows x 4 columns)
Sheet Numbers:	None
Sheet Inscription:	Printed by Helio Courvoisier SA Switzerland
Colours:	4 colour blocks (blue, yellow, red, and black) English version (No. 1080): colour blocks are in the left and right margin adjacent to the bottom row of the sheet; the sheet inscription reads up in the left margin and down in the right margin. French version (No 1081): colour blocks are on the right margin adjacent to the bottom row of the sheet; the sheet inscription is in the top and bottom margins.



1080



1081

19?? Photogravure – Chalky Ordinary Paper – Whitish Matt Gum

Note: Larger than the 1991 prints in the 60th Anniversary Miniature Sheet

1080	Purple (Précision - Watch, HELIO COURVOISIER S.A., MASTER STAMP PRINTER)	C
1081	Purple (Précision - Watch, HELIO COURVOISIER S.A., MAITRE-IMPRIMEUR de TIMBRES-POSTE)	C

Multi-Coloured Winter Street Scene

Depicting Rue-Fritz-Courvoisier in La Chaux-de-Fonds

Inscription: COURVOISIER
Designer: ?
Printing: Photogravure
Printing Press: ?
Paper: Chalky Granite (brown and green fibres) – shiny gum
Sheet Size: 15 (3 rows x 5 columns)
Sheet Numbers: None
Sheet Inscription: None

1983 Photogravure – Chalky Granite Paper (brown and green fibres) - Shiny Gum



1090 Blue, yellow, green, and brown

C

Inscription: COURVOISIER
Designer: ?
Printing: Photogravure
Printing Press: ?
Paper: Chalky Granite (brown and green fibres) - matt gum
Sheet Size: 50 (10 rows x 5 columns)
Sheet Numbers: None
Sheet Inscription: Impression offset Trame 120 Courvoisier S.A.
Stamp Inscription: **Note:** The word “trame” corresponds in printing to the density of dots in a given area
OFFSET TRAME 120 1985



1985 Photogravure – Chalky Granite Paper (brown and green fibres) - Matt Gum

1091 Blue, yellow, green, and brown

C

Single-Colour Winter Street Scene

Depicting Rue-Fritz-Courvoisier in La Chaux-de-Fonds

Inscription:	COURVOISIER 000FR
Inscription on bottom margin:	1998 HÉLIO COURVOISIER S.A., SUISSE
Designer:	?
Printing:	Photogravure
Printing Press:	?
Paper:	Granite (brown and blue fibres)
Sheet Size:	Complete sheets of this stamp have not been seen
Sheet Numbers:	Complete sheets of this stamp have not been seen
Sheet Inscription:	Complete sheets of this stamp have not been seen
Stamp Size:	29mm horizontal x 24mm vertical



1998 Photogravure – Granite Paper (brown and blue fibres)

1095 Red (shades)

B

Multi-Design Sheet

Designer: ?
 Printing: Photogravure
 Printing Press: ?
 Paper: Granite (brown and blue fibres)
 Sheet Size: 10 rows x 10 columns
 Sheet Numbers: None
 Sheet Inscriptions: Top margin: The letters "A" to "J"
 Bottom margin: IMPRIMÉ HÉLIO COURVOISIER S.A., SUISSE
 Left margin: The numbers "1" to "10"
 Right margin: Bar code (at top right)
 Stamp Size: 24mm horizontal x 29mm vertical (portrait orientation), *vice versa* for landscape



1988 Photogravure – Granite Paper (brown and blue fibres)

Sheets of 100 multi-design stamps (seen in reddish violet and green)

Z

Designs, sheet locations and catalogue numbering:

1095 Rue-Fritz-Courvoisier in La Chaux-de-Fonds:

1, 11, 21, 31, 41, 51, 61, 71, 81, 91 (first column)
 10, 20, 30, 40, 50, 60, 70, 80, 90, 100 (last column)

1096 Matterhorn:

2 to 9

1097 Albert Einstein:

12 to 19

1098 Ernest Hemingway (dark background):

22 to 29

1099 Ernest Hemingway (light background):

32 to 39

1100 Man's head on coin (darker colour):

42 to 49

1101 Man's head on coin (lighter colour):

52 to 59

1102 Lady with lined background:

62 to 69

1103 Lady in circle:

72 to 79

1104 Lady in oval behind head

82 to 89

1105 Murillo's Madonna and Child

92 to 99



Parrot

Inscription: COURVOISIER
Designer: ?
Printing: Photogravure / Offset Lithography
Printing Press: ?
Paper: Chalky Granite (brown and red fibres)
Sheet Size: ?
Sheet Numbers: ?
Sheet Inscription: ?



19?? Photogravure / Offset Lithography – Chalky Granite Paper (brown and red fibres)

1130 Dark blue, pale blue, green, brown, and red

C


Note: This stamp depicts a phrase at the bottom reading “OFFSET TRAME 100”. This may be an attempt at offset lithography as they were becoming so uncompetitive with their photogravure process.



The original is photographed in the repro-camera. In this case, where the original is in colours, a colour separation takes place. Each of the four colours, yellow, magenta, cyan and black, is reproduced photographically. The original is photographed through a filter complementing the colour which is being reproduced.

Self-Adhesive Booklet

This booklet was intended for much longer usage over the Millennium period



Late 1999 - 2000

1150 Red cover with gold printing

E

Self-Adhesive Booklet

Christmas 2000



Produced as a greetings conveyor for Christmas 2000

1200 Blue cover with silver printing

E

Multi-Coloured Souvenir Sheet

Produced for an "Open Day"

Designer: A. Andregg



1998 Photogravure - Chalky Granite Paper

1300 Lower right corner shows the Matterhorn, text on reverse in French and English, last print on reverse "Gold"

D

Multi-Coloured Souvenir Sheet

Designer: A. Anderegg



2000 Photogravure - Chalky Granite Paper

1400 Lower right corner shows a globe, text on reverse in French, German, and English, last print on reverse "Or Gold" D

Normal Sheet

6th print on reverse, Y + C + M yellow, blue, red

7th print on reverse Y + C yellow, blue



Error

1400a Text on reverse in French, German, and English, last print on reverse "Or Gold"

F

6th print on reverse, K + C + M black, blue, red – but colours on front yellow, blue, red
 7th print on reverse K + C black, blue – but colours on front yellow, blue

Multi-Coloured Souvenir Sheet

Designer: A. Andereg



2000 Photogravure - Chalky Granite Paper

1500 Text on reverse in Italian, Spanish, and Portuguese, last print on reverse "Oro Ouro" F

Normal Sheet

6th print on reverse, Y + C + M yellow, blue, red

7th print on reverse Y + C yellow, blue

Note: Sheets with 4 panes of number 1500 exist.

H




Error

1500a Text on reverse in Italian, Spanish, and Portuguese, last print on reverse “Oro Ouro”

G

6th print on reverse, K + C + M black, blue, red – but colours on front yellow, blue, red



7th print on reverse K + C black, blue – but colours on front yellow, blue



Sheet with 4 panes of number 1500

Colour Trials on Various Papers

Inscription: PTT COURVOISIER COURVOISIER PTT, Alphabet & Numbers



19?? Photogravure - Granite (English) Paper - Blue and Red Fibres - Gloss Gum

1600 Red - 164mm x 104mm with handwritten 4 & 5 (No control number)

F

1601 Red - 88mm x 77mm - First half of 1600 with handwritten 5 (control number 386704)

F





19?? Photogravure - Ordinary Paper - No Fibres - Gloss Gum

1610 Green - 171mm x 93mm with handwritten 4 & 5 (Control number only partly visible)

F

1611 Green - 90mm x 82mm - First half of No.1610 with handwritten 5 (Control number 384922)

F



19?? Photogravure - Granite Paper - Purple Fibres - Gloss Gum

1620 Black - 84mm x 86mm - First half of No's.1600 & 1610 with handwritten 5 (Control number 379732)

F


1621 Black - 93mm x 85mm - Second half of No's.1600 & 1610 with handwritten 4 (No control number)

F


Appendix

This Appendix includes a selection of sheets, blocks, folders, books, and related material. These have been selected to display a variety of issues and interesting material. The order follows that of the main catalogue.

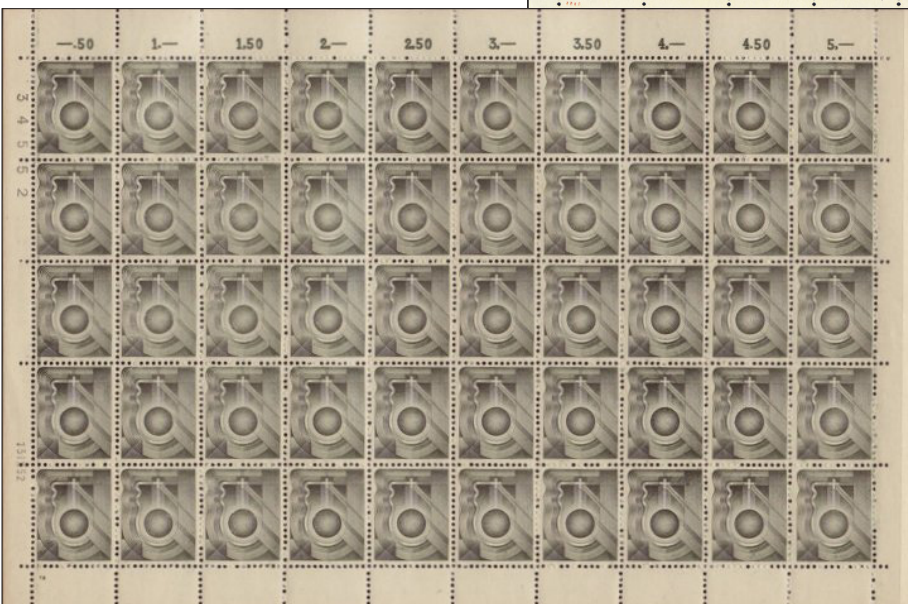
P.T.T. Issues




Sheet of Cross and Wavy Lines, SSR I, catalogue number 40.




Sheet of Cross and Ball, SSR II, catalogue number 72 with values.




Sheet of Cross and Ball, SSR II, bronze-green, catalogue number 110 with detail showing printing date "13 IX 52" (only copy seen)







Sheet of Cross and Ball, SSR II,
catalogue number 124 with electric eye bar



Folder produced by Paul Locher of Spiez for the LUNABA National Stamp Exhibition held in Luzern from 29 September to 7 October 1951. Two SSR II Recess Cross and Ball stamps affixed and cancelled with the special Exhibition cancel.

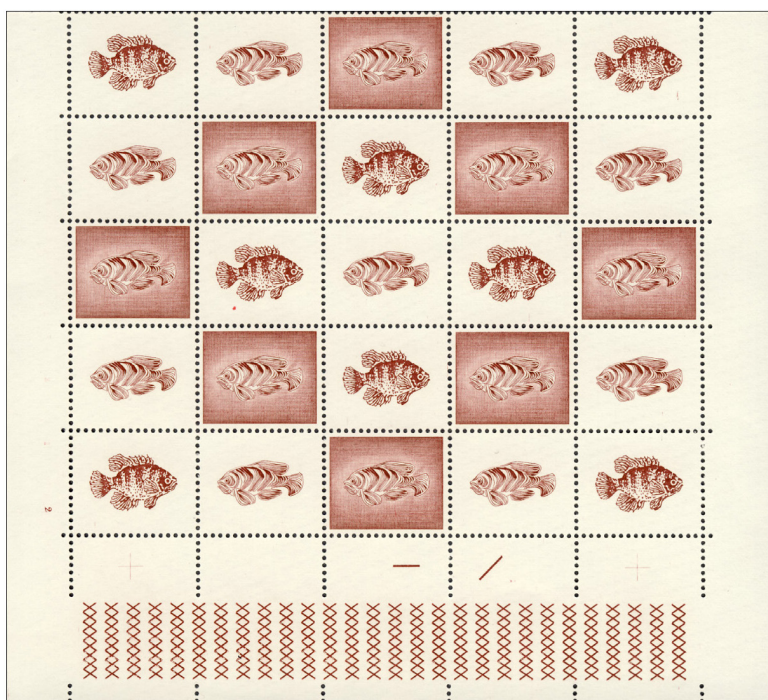
Sheet of Fish Design, SSR I, catalogue numbers (from top left corner) 302, 301, 300. (Layout for phosphor version – 312, 311, 310 – is identical.)

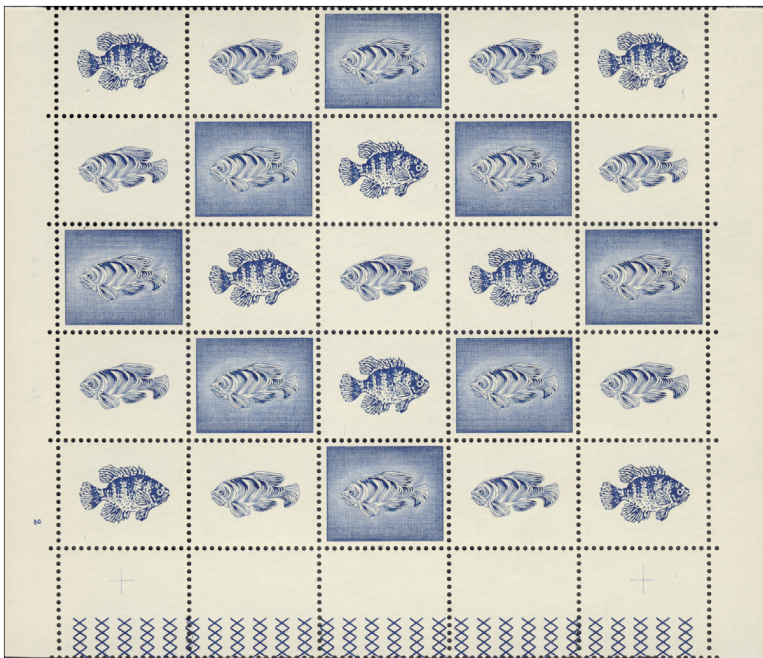




Sheet of Fish Design, SSR I, catalogue numbers (from top left corner) 346, 345, 300. (Layout for phosphor version – 348, 347, 310 – is identical.)


Half sheet of Fish Design, SSR I, catalogue numbers (from top left corner) 354, 353, 330.







Half sheet of Fish Design, SSR I, catalogue numbers (from top left corner) 352, 351, 335.

Block of 20 from bottom half of sheet of Fish Design, SSR I, catalogue numbers (from top left corner) 372, 336, 373.




Half sheet of Fish Design, SSR I, catalogue numbers (from top left corner) 366, 365, 360.







Block of 20 from bottom half of sheet of Fish Design, SSR I, catalogue numbers (from top left corner) 387, 331, 388, 386.



Half sheet of Fish Design, SSR I, catalogue numbers (from top left corner) 394, 393, 392 and second along the line below 333.



Block of 20 from bottom half of sheet of Fish Design, SSR I, catalogue numbers (from top left corner) 384, 335, 385, 383.



Sheet of 100 of Flowers and Butterflies Design, catalogue number 500.



Sheet of 100 of Cross and Whorls, SSR II, catalogue number 520.



Enlargements of the Hermes Head and Aztec Calendar showing the detail of the design.
Combined recess/photogravure at top, photogravure only at bottom.

The photogravure-only stamps were printed by Courvoisier S.A. in 1965
after the P.T.T.'s earlier 1961 attempts were unsatisfactory.




Imperforate proof sheet of Hermes Head and Aztec Calendar, SSR I, catalogue number 599. (Two imperforate sheets were discovered in 2002, no perforated stamps have been seen. Singles also have appeared in 2015.)

Sheet of Hermes Head and Aztec Calendar, SSR I, catalogue number 560.



Block of 13 of Hermes Head and Aztec Calendar, SSR I, catalogue number 580.




Two joined sheets of Hermes Head and Aztec Calendar, SSR I, catalogue number 587 (gutter pair 587h) with horizontal gutter between the two sheets of 25. Top sheet printing date 25 XI 64, lower sheet 24 XI 64.



Sheet of photogravure Hermes Head and Aztec Calendar, catalogue number 598. Photogravure stamps were printed by Courvoisier S.A. after the P.T.T.'s attempts were unsatisfactory.



Above, enlargement of the Small Hermes Head and Aztec Calendar, SSR II, showing the details. Right, sheet of the Small Hermes Head and Aztec Calendar, SSR II, catalogue number 601.






Sheet of Village and Mountains, deep blue mountain peaks, catalogue number 620, Type II.





Sheet of Village and Mountains, catalogue number 620.
Rows 4 and 7 are Type I, all other rows are Type II.



Half sheet of Village and Mountains, phosphor paper, blue screen, catalogue number 625.


Half sheet of Village and Mountains, phosphor paper, violet only, catalogue number 626.



Half sheet of Village and Mountains, phosphor paper, blue screen and violet, catalogue number 627.


Half sheet of Village and Mountains, phosphor paper, blue recess only, catalogue number 628.






Sheet of Electric Express Locomotive, catalogue number 651.


Half sheet of Electric Express Locomotive,
blue recess only, catalogue number 660.






Half sheet of Electric Express Locomotive, red photogravure only, catalogue number 661.

Half sheet of Electric Express Locomotive, brown-orange photogravure only, catalogue number 662.



Half sheet of Electric Express Locomotive, red and brown-orange photogravure only, catalogue number 663.





Sheet of Farmhouses and Village, catalogue number 680.



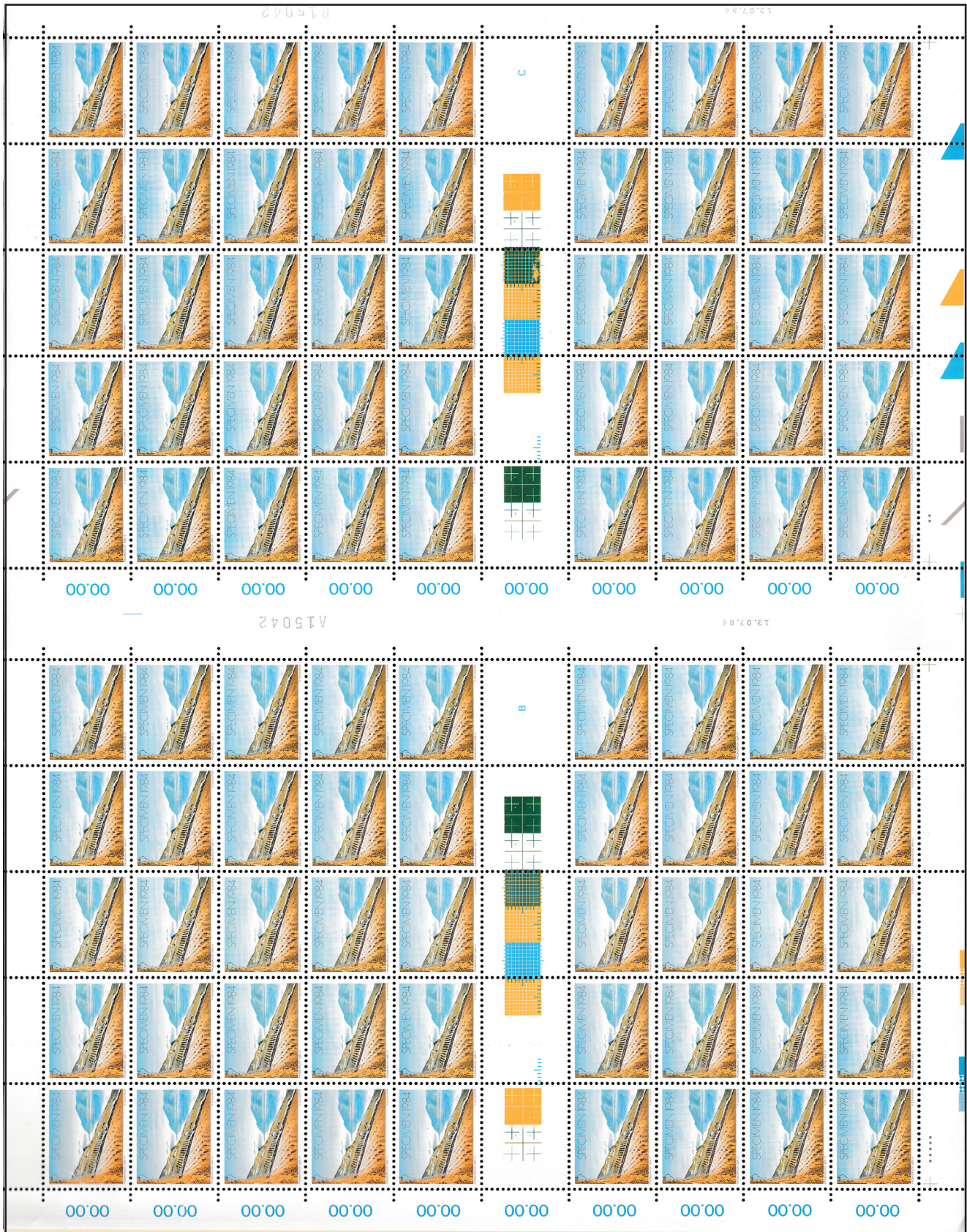
Sheet of Lake Geneva Landscape, catalogue number 700 (numerous shades of this stamp).

No. 16 on sheet Blob on right side of mountain.

Row 8 Narrow vertical correction perforations; Row 10 Wide vertical correction perforations



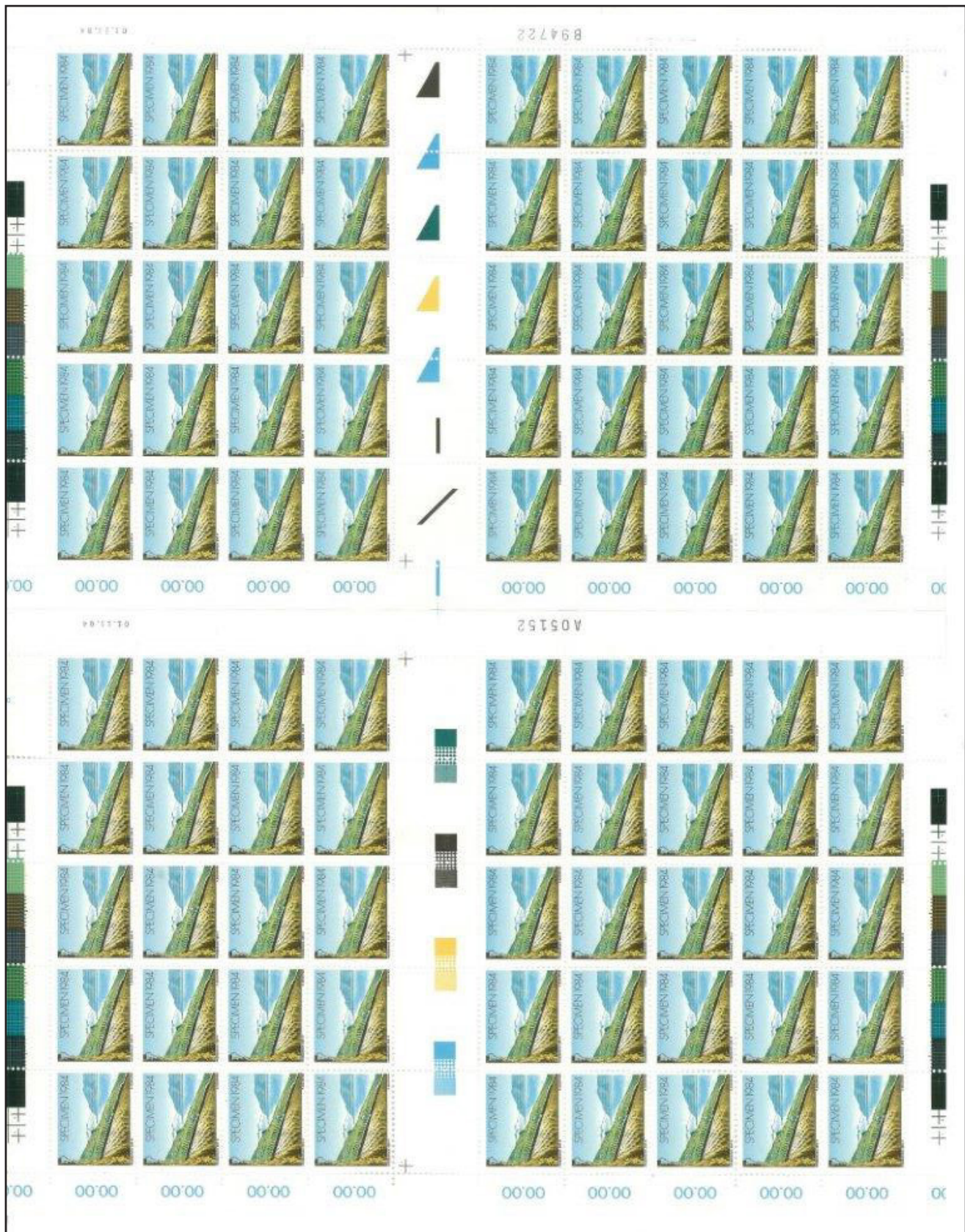
Two joined sheets of 50 with vertical gutter – for information see page 75, catalogue number 700 (numerous shades of this stamp).



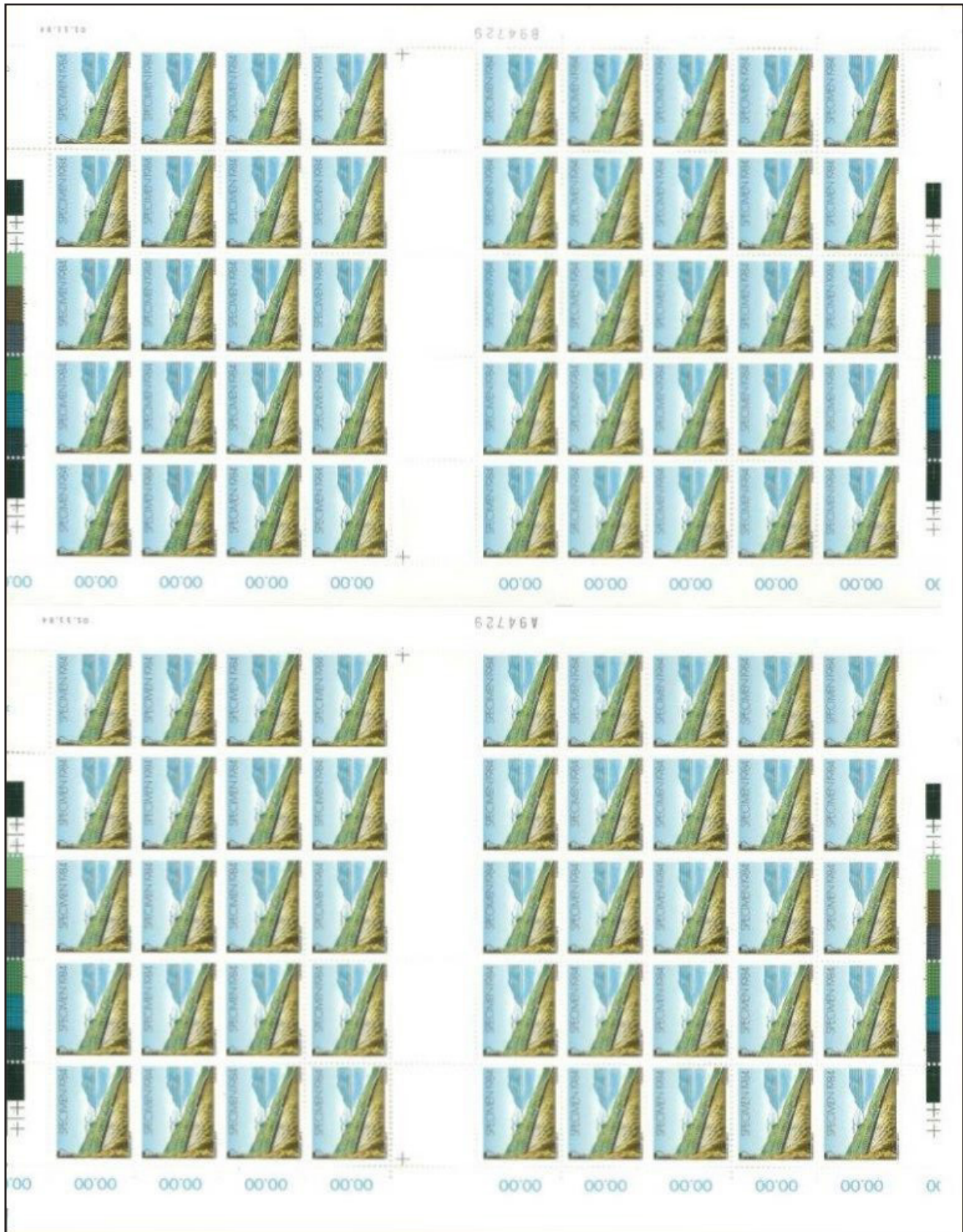
Two joined sheets, with horizontal and vertical gutters, made up with five rows of stamps, one gutter row, and four rows of stamps – for information on horizontal gutter pairs see page 75, for vertical gutter pairs page 76, catalogue number 700 (numerous shades of this stamp).

Notes:

1. Four sheets numbered in an anti-clockwise order beginning with the top left sheet as “A” through the top right as “D”.
2. Some sheets have different colours in the gutter margins.




Cutting Variety – Coloured blocks in horizontal gutter – Two joined sheets with horizontal and vertical gutters, made up with four rows of stamps, one gutter row, and five rows of stamps – printing date 01.11.1984, catalogue number 700b Dark brown, darker green, blue (overall greener appearance).



Cutting Variety – Blank horizontal gutter – Two joined sheets with horizontal and vertical gutters, made up with four rows of stamps, one gutter row, and five rows of stamps – printing date 01.11.1984, catalogue number 700b Dark brown, darker green, blue (overall greener appearance).



Half sheet of Lake Geneva Landscape, brown foreground recess, catalogue number 750.




Half sheet of Lake Geneva Landscape, green recess only, catalogue number 751.




Half sheet of Lake Geneva Landscape, brown foreground and light green recess, catalogue number 752.



Half sheet of Lake Geneva Landscape,
yellow photogravure only, catalogue number 753.



Half sheet of Lake Geneva Landscape,
blue photogravure only, catalogue number 754.



Half sheet of Lake Geneva Landscape, blue and
yellow photogravure, catalogue number 755.

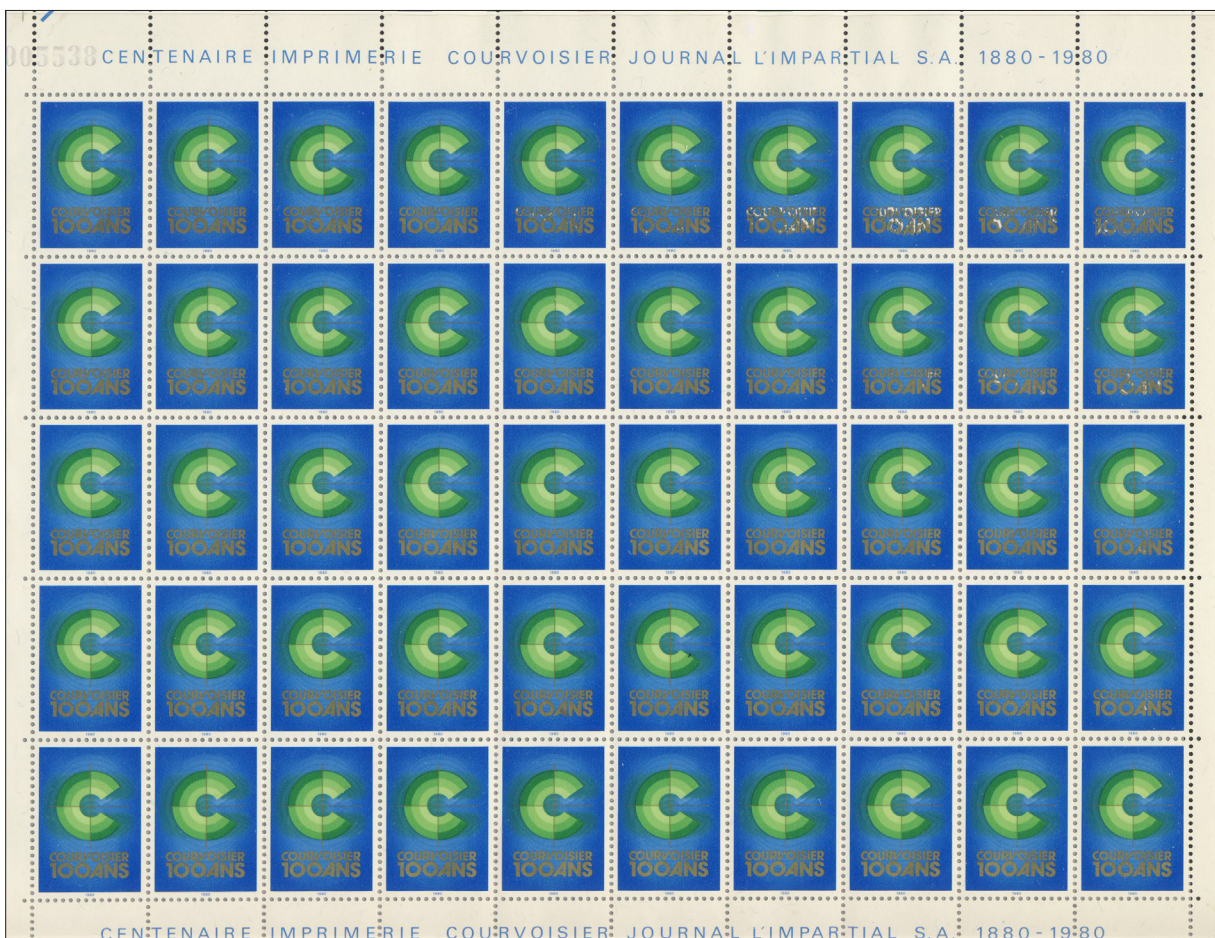
Helio Courvoisier S.A. Issues



Madonna and Child, catalogue number 1006.



Sheet of View of Lake and Mountain, Globe, and C, catalogue numbers 1025 and 1026.



Sheet of Centenary of Courvoisier S.A., catalogue number 1030.



Self-Adhesive Sheet front, catalogue numbers 1060-63.



Self-Adhesive Sheet back, catalogue numbers 1060-63.




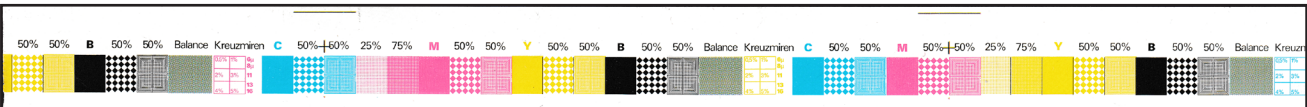
Sheet of Précision – Watch, catalogue number 1080.



Sheet of Précision – Watch, catalogue number 1081.



Multi-coloured Winter Street Scene, catalogue number 1090.



Multi-coloured Winter Street Scene, catalogue number 1091.

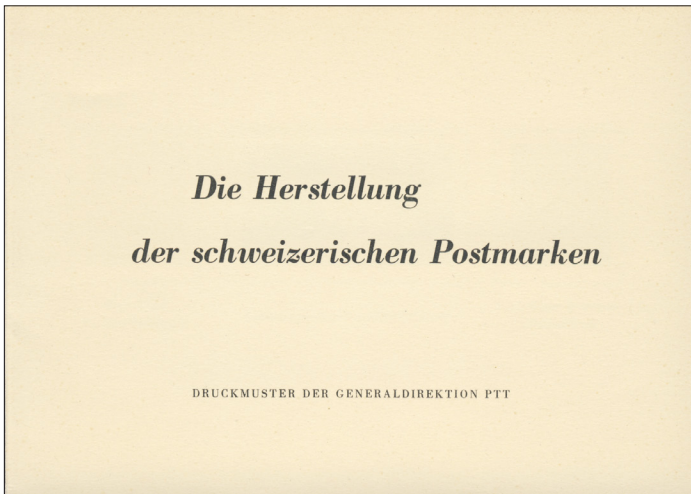
P.T.T. Trial Print Folders

List of the Folders Seen

Key to the six different types:

- Type 1 No P.T.T. logo on folder
- Type 2 Gummed P.T.T. logo label affixed to folder
- Types 3 to 6 left page has two Cross & Ball stamps and one large Alpine Post stamp
- Type 3 Typographed pale scarlet Cross & Ball at left, roll version Alpine Post in centre
- Type 4 Typographed deep scarlet Cross & Ball at left, roll version Alpine Post in centre
- Type 5 Typographed pale scarlet Cross & Ball at left, sheet version Alpine Post in centre
- Type 6 Recessed Cross & Ball at left, roll version Alpine Post in centre

Trial Print Folder Covers



Type 1




Type 2


Types 3 to 6

Note: Language of folder indicated by letter suffix to Type number:

- a = English
- b = French
- c = German



Cover a



Cover b



Cover c

Type 1 Contents




Type 1c

Trial Prints on right inside folder page:

- 1 Typographed Deep Red Cross and Ball (No. 60)
- 1 Photogravure Alpine Post from the sheet of 25 (1958)
- 1 Recess Cross and Ball

Type 2 Contents



Type 2b

Trial Prints on right inside folder page:

2 Photogravure Alpine Post from the sheet of 25 (1958)

4 Recessed Cross and Ball

Type 2c

Same as above

Type 3 Contents



Top to bottom: English text, French text, German text

Type 3a

Trial Prints on left and right inside folder pages:

1 Typographed Pale Scarlet Cross and Ball (No. 50)

1 Photogravure Alpine Post from rolls of 60 (1958)

1 Recessed Cross and Ball

Block of 6 Fish - Ordinary Paper: Fish sequence - from top left: 300, 302, 300
301, 300, 301

Type 3b

Trial Prints on left and right inside folder pages:

1 Typographed Pale Scarlet Cross and Ball (No. 50)

1 Photogravure Alpine Post from rolls of 60 (1958)

1 Recessed Cross and Ball

Block of 6 Fish - Ordinary Paper: Fish sequence - from top left: 300, 302, 300
301, 300, 301

or

301, 300, 301

300, 302, 300

Type 3c

Trial Prints on left and right inside folder pages:

1 Typographed Pale Scarlet Cross and Ball (No. 50)

1 Photogravure Alpine Post from rolls of 60 (1958)

1 Recessed Cross and Ball

Block of 6 Fish - Ordinary Paper: Fish sequence - from top left: 301, 300, 301

300, 302, 300


Type 3ca

Same as above but Phosphor Paper

Fish sequence - from top left (stuck on inverted): 310, 312, 310

311, 310, 311

Type 4 Contents



Type 4a

Trial Prints on left and right inside folder pages:

1 Typographed Deep Red Cross and Ball (No. 60)

1 Photogravure Alpine Post from rolls of 60 (1958)

1 Recessed Cross and Ball

Block of 6 Fish: Ordinary Paper: Fish sequence - from top left: 301, 300, 301

300, 302, 300

Type 4b

Same as above

Fish sequence - from top left: 301, 300, 301

300, 302, 300

Type 5 Contents



Type 5a

Trial Prints on left and right inside folder pages:

- 1 Typographed Pale Scarlet Cross and Ball (No. 50)
- 1 Photogravure Alpine Post from sheets of 25 (1958)
- 1 Recessed Cross and Ball

Block of 6 Fish: Ordinary Paper: Fish sequence - from top left: 301, 300, 301
300, 302, 300

Type 5c

Same as above

Fish sequence - from top left: 301, 300, 301
300, 302, 300

Type 5ca

Same as above but Phosphor Paper

Fish sequence - from top left: 311, 310, 311
310, 312, 310

Type 6 Contents



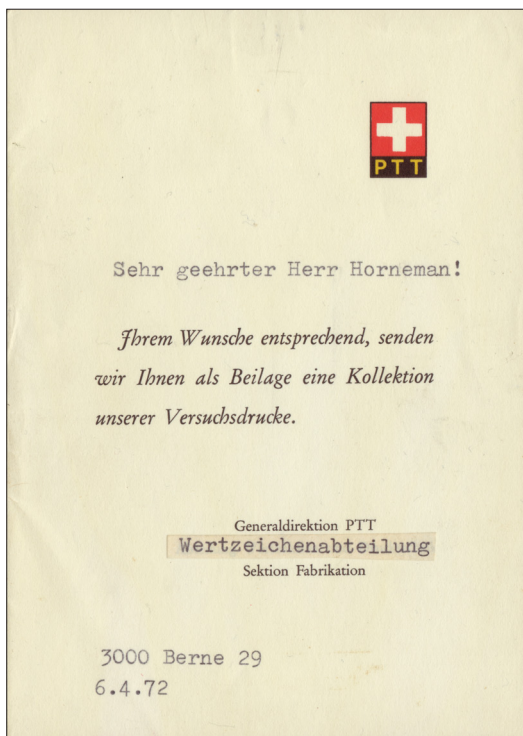
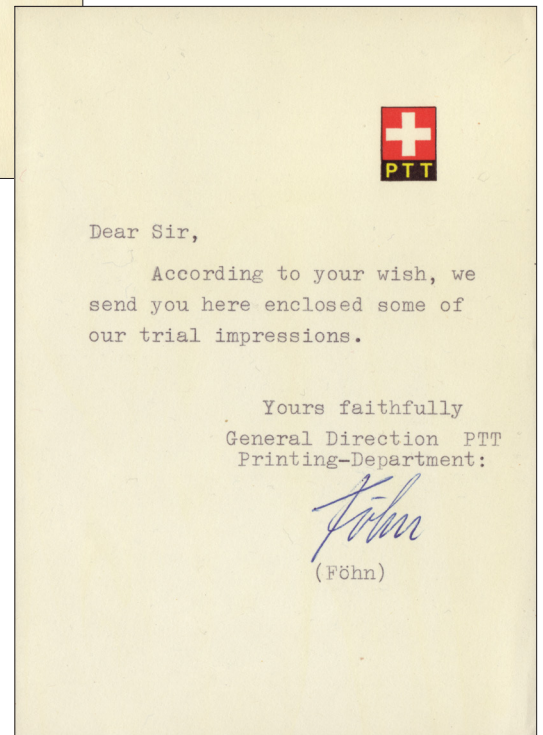
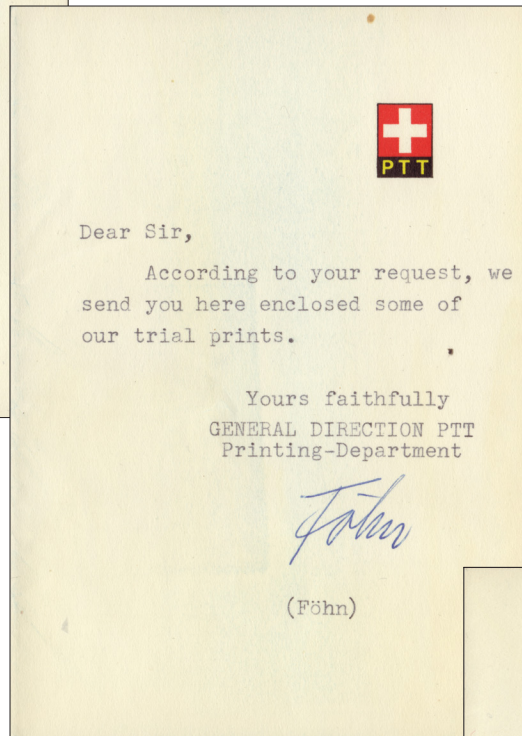
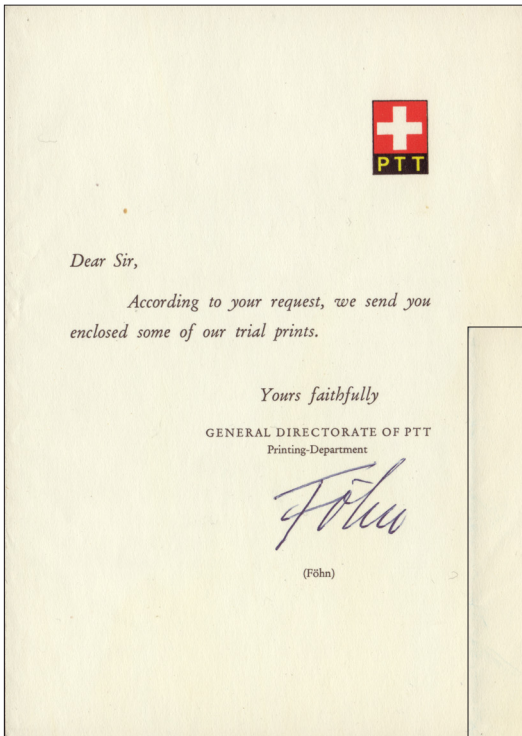
Type 6c

Trial Prints on left and right inside folder pages:

- 1 Recessed Cross and Ball
- 1 Photogravure Alpine Post from rolls of 60 (1958)
- 1 Recessed Cross and Ball

Block of 6 Fish: Ordinary Paper: Fish sequence - from top left: 301, 300, 301
300, 302, 300

Trial Print Enclosure Folders





Test prints

With the compliments of Swiss General Directorate
Postage Stamp Division
Ostermundigenstrasse 91, 3030 **Bern**



Saggi di stampa

offerti dalla divisione dei segni di valore
della direzione generale delle PTT
Ostermundigenstrasse 91, 3030 **Berna**



Test prints

With the compliments of Swiss General Directorate
Postage Stamp Division
Ostermundigenstrasse 91, 3030 **Bern**



Versuchsdrucke

überreicht von der Wertzeichenabteilung
der Generaldirektion PTT
Ostermundigenstrasse 91, 3030 **Bern**



Test prints

With the compliments
of the General Directorate of Swiss PTT
Postage Stamp Main Division
CH-3030 **Berne**

Versuchsdrucke
Impressions d'essai
Saggi di stampa
Test prints



Explanatory Inserts

TRIAL PRINTS

The prints up to now incorrectly called trial stamps are the results of trials on the rotary press of the Postage Stamp Printing Office PTT. They are neither printing proofs or colour proofs of any philatelic value, nor labels of any kind, let alone finished postage stamps.

These trial impressions are required after the assembly or the overhaul of a rotary press, after the replacement of parts, or in trying out new material,

such as paper, colours, wiping cloths, support felts, etc. To avoid the use of actual stamp cylinders, special impression cylinders with fancy designs are employed for this purpose, bearing neither the name of the country nor any value. These pictures also show the various possibilities of steel line engraving. Thus, the trial impressions are not only of use to the printing staff, but also to the stamp designers and steel engravers.

To ensure successful trials it is indispensable to use all equipment, materials and accessories, such as gummed stamp paper, perforating devices, etc., exactly as required for the postage stamp impression. These extensive

trials furnish a comparatively large quantity of printed specimens, and as stamp collectors are well known for their great interest in all phases of the postage stamp production, the vignettes are distributed free to all those sending in a request.

Postage Stamp and Printing Service of PTT Berne

English language

TRIAL PRINTS

The prints up to now incorrectly called trial stamps are the results of trials on the rotary press of the Postage Stamp Printing Office PTT. They are neither printing proofs or colour proofs of any philatelic value, nor labels of any kind, let alone finished postage stamps.

These trial impressions are required after the assembly or the overhaul of a rotary press, after the replacement of parts, or in trying out new material,

such as paper, colours, wiping cloths, support felts, etc. To avoid the use of actual stamp cylinders, special impression cylinders with fancy designs are employed for this purpose, bearing neither the name of the country nor any value. These pictures also show the various possibilities of steel line engraving. Thus, the trial impressions are not only of use to the printing staff, but also to the stamp designers and steel engravers.

To ensure successful trials it is indispensable to use all equipment, materials and accessories, such as gummed stamp paper, perforating devices, etc., exactly as required for the postage stamp impression. These extensive trials

furnish a comparatively large quantity of printed specimens, and as stamp collectors are well known for their great interest in all phases of the postage stamp production, the vignettes are distributed free to all those sending in a request.

Postage Stamp and Printing Service of PTT Berne

English language – Alternative wording

TIRAGES D'ESSAI

Les produits d'impression désignés improprement jusqu'ici par timbres d'essai sont des tirages faits lors d'essai des rotatives de l'administration des PTT. Il ne s'agit ni d'épreuves d'impression ou de couleur ayant une valeur philatélique, ni d'étiquettes, voire de timbres-poste terminés.

Pareils tirages sont nécessaires par exemple après le montage d'une rotative, après le remplacement de pièces, ou aussi lors de l'essai de nouveau matériel,

tel que papier, couleurs, toiles d'essuyage, feutres de support, etc. Afin de ne pas devoir employer à cet effet des cylindres-clichés proprement dits, on se sert de cylindres dits d'essai, avec vignettes de fantaisie ne portant ni désignation du pays ni chiffres-taxe. Ces images montrent au surplus les multiples possibilités qu'offre la gravure-traités sur acier. Ainsi, les tirages d'essai ne sont pas utiles qu'au personnel imprimeur; les artistes et graveurs sur acier peuvent eux aussi en tirer profit.

Pour que les essais remplissent leur but, il faut qu'ils soient effectués sur les rotatives dans les mêmes conditions et avec les mêmes matières et

accessoires que pour les timbres-poste. Des essais aussi étendus donnent des tirages relativement élevés. Comme les collectionneurs s'intéressent vivement à tout ce qui concerne la fabrication des timbres, les vignettes sont, sur demande, remises gratuitement aux intéressés.

Service des timbres-poste et des travaux d'impression PTT Berne

French language

VERSUCHSDRUCKE

Die früher irreführend Probelaufmarken genannten Druckerzeugnisse sind das Ergebnis von Versuchen mit den Rotationsmaschinen der PTT-Betriebe. Es handelt sich dabei weder um philatelistisch wertvolle Druck- oder Farbproben, noch um Etiketten oder gar fertige Wertzeichen.

Die Gründe für die Schaffung solcher Versuchsdrucke sind mannigfacher Art. Sie können hergestellt werden nach der Montage einer Rotationsmaschine oder nachdem eine solche infolge Abnutzung überholt worden ist; nach dem Einbau von Ersatzteilen, bei der Erprobung geänderter oder

neuer Roh- und Betriebsstoffe wie Papier, Druckfarben, Wischtücher, Tragfilze und anderes mehr. Um bei den erwähnten Versuchen nicht eigentliche Markenzyylinder verwenden zu müssen, werden besondere Druckzyylinder mit Phantasiebildern hergestellt. Deren Prägungen enthalten weder Landesbezeichnung noch Wertziffer. Die Bilder für die Versuchszyylinder zeigen zudem die vielseitigen Möglichkeiten der Linienführung im Stahlstich. Die Versuchsdrucke sind demnach nicht nur dem Druckereipersonal von Nutzen, sondern dienen unter Umständen auch den Markenkünstlern und den Stahlstechern als Studienvorlagen.

Voraussetzung für den Erfolg der Versuche auf den Rotationsmaschinen ist die Verwendung aller beim Postmarkendruck erforderlichen Einrichtungen sowie der üblichen Roh- und Hilfsstoffe, wie gummiertes Markenpapier,


Perforierwerkzeug usw. Solche ausgedehnte Versuche ergeben verhältnismäßig große Auflagen an Versuchsdrucken. Da die Markensammler bekanntlich allem, was mit der Wertzeichenherstellung zusammenhängt, großes Interesse entgegenbringen, werden diese Versuchsdrucke Interessenten auf Anfrage kostenlos abgegeben.

Abteilung Wertzeichen und Drucksachen PTT Bern


German language

WIFAG Steel Engraved Rotary Press Diagrams


Diagrams of a WIFAG press, in various languages, were included with a few Trial stamps in the above folders, free from the Swiss P.T.T. They demonstrate the printing sequence.




English and French



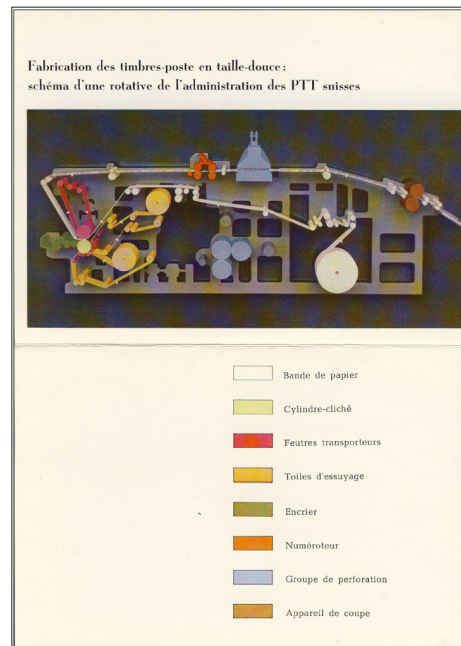
English and French
(with WIFAG in upper right corner of the diagram)




German
Layout 1



German
Layout 2

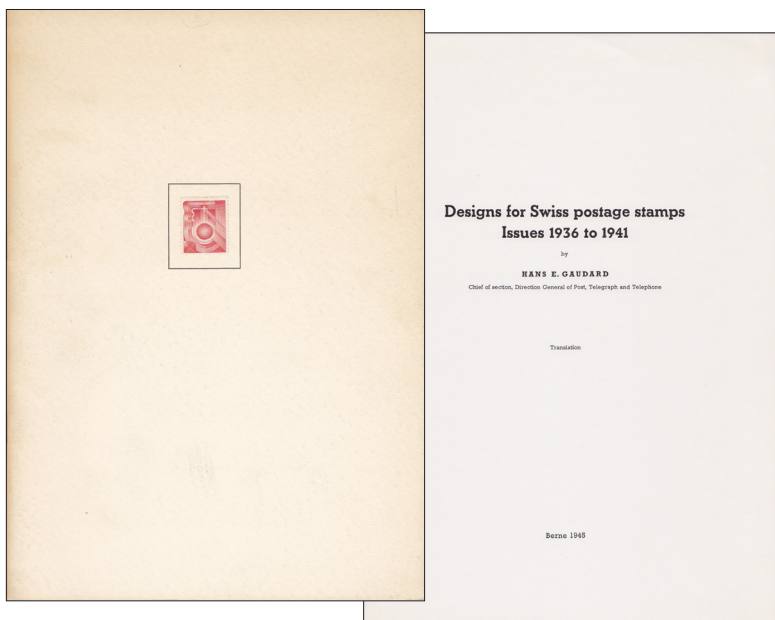


French




German and French

P.T.T.-Published Books With Unadopted Designs, etc.



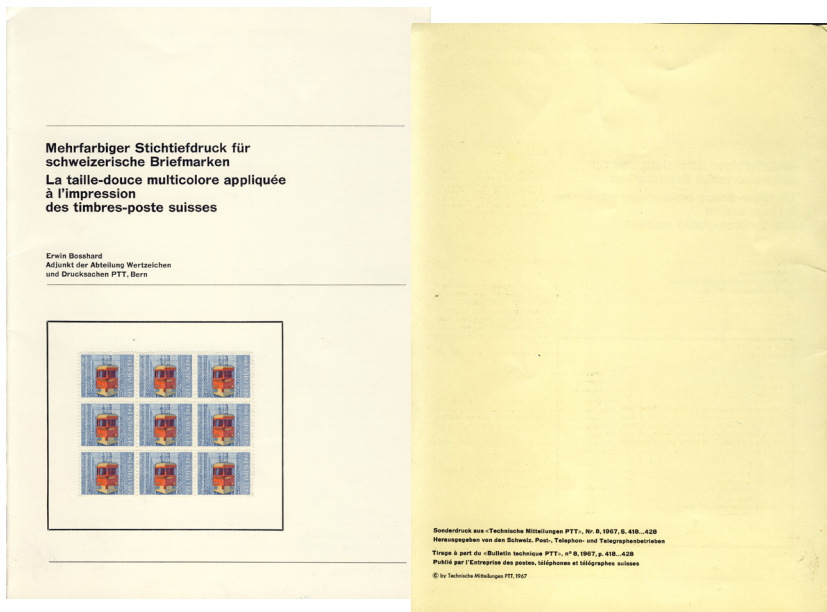
1945 *Designs for Swiss Postage Stamp Issues 1936 to 1941*
 By Hans E. Gaudard
 Cover: 1 x Cross and Ball
 Unadopted designs and various including:
 1936 Landscape designs
 1941 Historical designs
 1938 - 1957 High Value Definitives
 English

1957 *Artists Create Postage Stamp Pictures*
 By Hans E. Gaudard
 Cover: Block of 4 Fish = 300 x 2, 301, and 302
 Unadopted designs and various including:
 Pro Juventute
 Air Mail
 Definitives
 Pro Patria,
 Peace Issue
 United Nations
 German, French, Italian, and English




1957 ? *La création du timbre-poste de propagande GRAPHIC 57*
 By Hans E. Gaudard
 Cover: GRAPHIC 57 stamp
 Unadopted designs and the process of
 turning a stamp design into a
 printed product
 French only

1965 *The Noble Art of Steel Engraving*
 By Hans E. Gaudard
 Cover: Hermes Head with Aztec Calendar
 Unadopted Designs and various including:
 1949 Definitive Landscapes
 1960 - 1968 Definitive Postal
 History Motifs
 Enlarged Hermes Head with Aztec
 Calendar
 German and French with Italian and
 English 4-page inserts

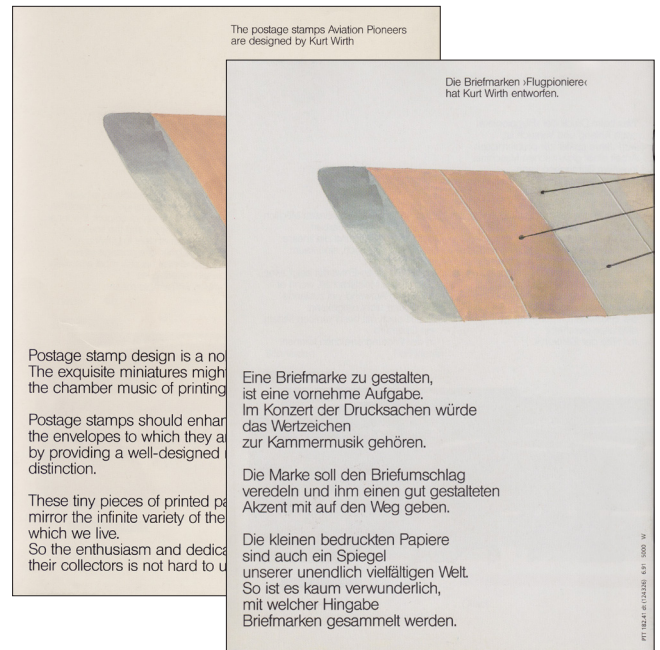


1965 *Mehrfarbiger Stichtiefdruck für Schweizerische Briefmarken*
 By Erwin Bosshard
 Cover: 9 x Electrical Express Locomotive
 Various including:
 1934 and 1936 Landscape
 Definitives
 Cross and Wavy Lines
 Pictures of SSR III
 Details of SSR I, II and III
 Electrical Express Locomotive
 Progress Proofs
 German and French only

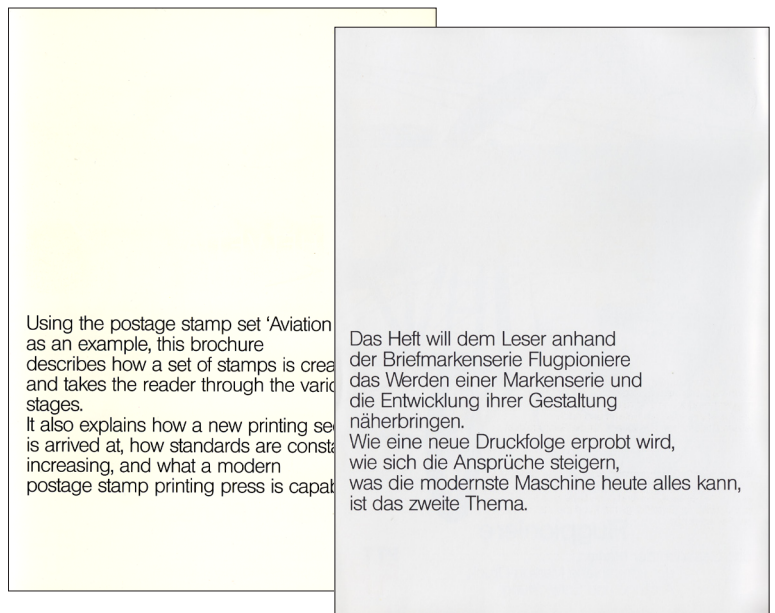


1980 ? *Cinquantenaire de l'imprimerie des timbres-poste des PTT 1930 - 1980*
 Direction Generale des PTT, Berne
 German and French only

Printing Methods, Machines, Engraving,
 Goebel, Winkler and Fallert, WIFAG III Presses



1989 *Aviation Pioneers – The Design of the Stamps, Mixed Printing, Beginning and Development*
 P.T.T.
 1977 Aviation Pioneers, drawings, colours, etc.
 The four printing methods
 Europa 1986 drawings
 English, German




Using the postage stamp set 'Aviation Pioneers' as an example, this brochure describes how a set of stamps is created and takes the reader through the various stages. It also explains how a new printing series is arrived at, how standards are constantly increasing, and what a modern postage stamp printing press is capable of.

Das Heft will dem Leser anhand der Briefmarkenserie Flugpioniere das Werden einer Markenserie und die Entwicklung ihrer Gestaltung näherbringen. Wie eine neue Druckfolge erprobt wird, wie sich die Ansprüche steigern, was die modernste Maschine heute alles kann, ist das zweite Thema.


SSR IV – Steel-engraved rotary press – GOEBEL (Germany)

Installed in the P.T.T. Printing works, Bern, in 1985. This press can print up to seven colours (three recess and four offset lithographed). The 1986 Europa issue was the first Swiss stamps to be printed using this press. The 90c block shows the colours in the bottom margin.




Printing of the Matterhorn Multi-Coloured Souvenir Sheet


Photographs taken by Richard T. Hall during a visit to the Courvoisier facilities in March 1998.




The unprinted paper being fed into the press.

View down the press showing the multiple printing stages.






View of the printed web.



The drying unit.



The finished products.

WIFAG Press

WIFAG produced rotary stamp printing presses between 1945 and the 1970s for around a dozen countries. Press commissioning trials for each new press were performed at its factory in Switzerland prior to dismantling the press and shipping it to the purchaser, probably together with the plates used for the colour progressive sheets.

Trial prints produced during these trials were based on artwork or master dies supplied by the purchaser of the press. The



following are only a sampling of the WIFAG trial prints produced.

Seen in Belgium (stamp printing works in Mechelin 1997) and Switzerland

1960/1961

Sheet Size: 30 (5 rows x 6 columns)

Printing Dates on Sheet: Green 29 IX 61

Yellow 29 IX 61

Yellow and Black 18 X 61

Brown 2 X 61

Yellow, Black, and Brown 2 X 61

Blue 29 IX 61

Finished stamp 29 IX 61

Plate numbers: at bottom of column 3: blue recess 3 and finished stamp 1 (other colours no plate numbers)

Butterfly

Set of 6 progressive proofs and finished stamp

C

E

Finland



1954

Sheet Size: 50 (5 rows x 10 columns)

Plate numbers: Very small square dots in the bottom sheet margin under the lower left stamp

Statesman Johan Snellman

All varieties

B

Mexico



1950s

PRUEBA and Tlaloc, the god of rain and wetness with fish, shells, and seaweed

All varieties

C

Experimental Sorting Office Codes



Eight vertical yellow experimental sorting office code marks and Expo 1964 symbol (on 1962 CEPT Europa envelope)

H

References on Swiss Trial Prints

“Die Versuchsdrucke der Wertzeichendruckerei der Schweizer Post” (“The Trial Prints of the Stamp Printer of the Swiss Postal Service”), René Bracher, *Berner Briefmarken Zeitung*, (series of articles in German),

Part I: October 2001, pp. 151-153;

Part II: November 2001, pp. 171-172;

Part III: December 2001, pp. 188-189;

Part IV: January 2002, pp. 1-2;

Part V: February 2002, pp. 27-29.

“Matterhorn Meanderings: Trial Prints,” Richard T. Hall, *Tell*, July 2008, pp. 9-12.

“Photogravure Scenic Trial Prints,” Richard T. Hall, *Tell*, January 2009, pp. 16-18.

“Switzerland’s Experimental ‘Dummy’ Stamps, 1935-1967,” Ernest A. Kehr, *The Collector’s Club Philatelist*, July 1977, pp. 221-229.

“Free Gifts from Berne,” R. Y. Megan, *Linn’s Weekly Stamp News*, Feb. 17, 1958, p. 20.

“Versuchsdruck - Probedruck - Essai” (“Trial Prints - Test Prints - Essays”), Georges Schild, *Schweizer Briefmarken Zeitung*, August 1978, pp. 265-266.

Translated “as a partly abridged and partially extended reprint” in *Tell*, March 1979, pp.54-58.